

# **Report on 2<sup>nd</sup> Tranche Condition**

**(2<sup>nd</sup> ADF)**

**Utilization of Conditional Grants  
In Accordance with  
Agreed Eligibility Criteria**



**Taluka Municipal Administrations**

**TMA – Jacobabad**

**TMA – Thull**

**TMA – Garhi Khairo**

**Manzar Akbar Jalbani  
Consultant F&G Specialist  
Local Support Unit  
Jacobabad**

## Table of Contents

|           |                                                                                                 |           |
|-----------|-------------------------------------------------------------------------------------------------|-----------|
| <b>1</b>  | <b>Introduction of the District<br/>(History &amp; Geography)</b>                               | <b>3</b>  |
| <b>2</b>  | <b>Brief Profile of TMA Jacobabad<br/>(Location &amp; Population)</b>                           | <b>4</b>  |
| <b>3</b>  | <b>Table of Key Dates Relates to SDSSP along with Annexure</b>                                  | <b>7</b>  |
| <b>4</b>  | <b>Brief Profile of The Key Officials of TMA Jacobabad</b>                                      | <b>8</b>  |
| <b>5</b>  | <b>Overall Scenario of Water Supply, Drainage &amp; SWM Sector<br/>in TMA Jacobabad</b>         | <b>11</b> |
| <b>6</b>  | <b>Investment Portfolio of SDSSP Funds in TMA Jacobabad</b>                                     | <b>14</b> |
| <b>7</b>  | <b>Comments on the Financial Allocation and Selection of<br/>SDSSP Schemes in TMA Jacobabad</b> | <b>24</b> |
| <b>8</b>  | <b>Comments on the Planning, Budgeting, Approval &amp; Process<br/>of TMA Jacobabad</b>         | <b>25</b> |
| <b>9</b>  | <b>Conclusion</b>                                                                               | <b>25</b> |
| <b>10</b> | <b>Annexures</b>                                                                                | <b>25</b> |
|           |                                                                                                 |           |

## **Introduction**

### History of the District

The history of Jacobabad is akin to its surrounding districts i.e Shikarpur Sukkur and newly created district of Kasmore @ Kandhkot. Which remained under the rule of Aryans , Buddhists and Alexander. The Jacobabad came under the rule of Muslims when Muhammad Bin Qasim , after conquering Sehwan and Brahmanabad took possession of Alore. In 1026 A.D Mahmood of Ghazni having taken Multan sent his wazir Abdul Razzak to conquer Sindh. He took Sehwan and Thatta and drove the Arabs out of the country. Jacobabad like rest of Sindh afterwards remained under the Kingdom of Delhi.

After the annexation of Sindh Sir Charles Napier was appointed Governor of the province who made his headquarter at Karachi. In the days of Napier the Baloch tribes on the frontier became troublesome and he thought of conducting the expedition against them in person Jacobabad town was than known as Khangarh and Sir Charles Napier sent a detachment under captain John Jacob to the frontier who made his headquarter here.

The town owes its origin to Brigadier General John Jacob C.B the then Commandment of Sindh Horse and the first Political Superintendent of the District who in 1847 was sent this frontier area to establish British rule As a result of Sir Charles Napier's campaign of 1844-45, the defeated Jakhrains and Dombkis were settled at Janidero while a cavalry out of post was stationed in a mud fort three miles north of Khangarh. General John Jacob decided to establish his headquarters at Kangarh and accordingly laid out a town and cantonment which was called Jacobabad after him. General John Jacob died in December 1858 at Jacobabad and was buried in the Christian cemetery situated in the west of town and his grave and memorial still exists.

### **Geographical Location / Conditions**

The District lies between 27°-55'to 28°-29' north latitudes and 68° -00'to 69°-44' east latitudes it is bounded by Kashmore @ Kandkot District in the east, Balouchistan Province in the North, District Shikarpur and Larkana in the South and District Shahdad Kot @ Kamber in the West. The total area of the District is 2667.98 Sq: K.Ms.

The land lies 51.8 to 52.7 meter above sea level and the country is quite flat except on its western border where the Kohistan country extends to Khirthar range.

Jacobabad is known to be the hottest place in the world. The temperature is usually high in the second half of July and August. The mean maximum and minimum temperature in June the hottest month is 44.33 C and 29.38C in January the coldest month it 22.60C and 7.68C respectively. The winters are mild and pleasant, the average rainfall ranges from 24 millimeters to 72 millimeters.

### **TMA's of the District Jacobabad**

There are three Taluka Municipal Administrations in district Jacobabad:

1. TMA Jacobabad
2. TMA Thull
3. TMA Ghari Khairo

**TMA Jacobabad:**

**Brief Profile:**

TMA Jacobabad lies in the middle of other two TMAs of district Jacobabad (Thull and Ghari Khairo). Jacobabad town is not only the headquarter but also the major town of the district. The territorial boundaries of TMA Jacobabad is comprised of 15 Union Councils. People of Taluka Jacobabad are mainly engaged in primary economic activities related to agriculture sector.

Passing through the passage of time Jacobabad Taluka has grown from a small taluka in 1947 (20000 inhabitants) to a significantly populated area of 268626 people in 2006.

**TMA Thul:**

**Brief Profile:**

Thul is thickly populated Taluka in District Jacobabad, spreaded on 502sqKilometres, consisting on about half of population of District approximately 357582 souls. There are 19 Union Councils and 95 dehs in this Taluka. The Head Quarter of this Taluka is situated about 33 km in the east side of District Head Quarter and connected with rail & road with other districts (ie Kashmore @ Kandhkot, Shikarpur and Balochistan province boundary in north).

Thul is a great market place of rice. There are 64 Rice husking mills in Taluka. Literacy rate in Taluka is 23.66 and 16.86 in rural areas of Taluka Thul, according to census report 1998.

## TMA Ghari Khairo:

### Brief Profile:

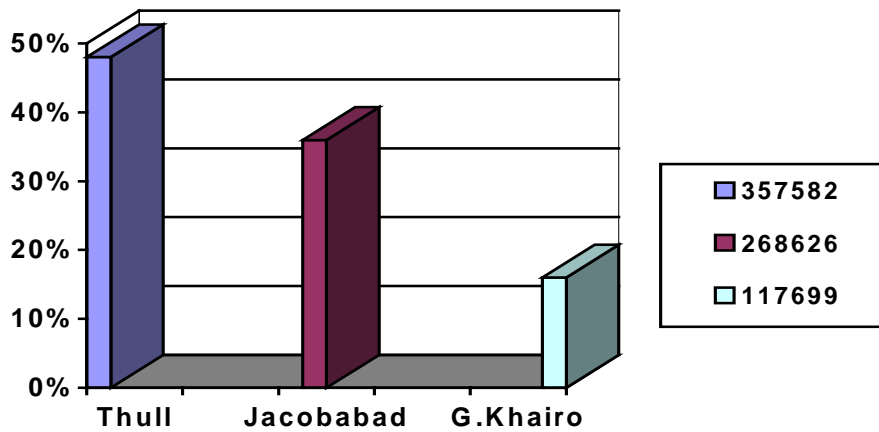
Taluka Ghari Khairo is the smallest of all three talukas of district Jacobabd in terms of population. There are 6 Union Councils in this taluka . Ghari Khairo town is situated at a distance of 65 KMs in south west of Jacobabad town. Like other two talukas it is also a big market place of rice.

### Population Statistics of all three Talukas of district Jacobabad is as follows :

| Sr.No. | NAME OF DISTRICT , TALUKA & UNION COUNCIL | POPULATION    |
|--------|-------------------------------------------|---------------|
|        | <b>A. TALUKA JACOBABAD.</b>               | <b>268626</b> |
| 01     | UC-JACOBABAD-I, SOOMRA MOHALLA            | 17223         |
| 02     | UC-JACOBABAD-II, LASHARI MOHALLA          | 18704         |
| 03     | UC-JACOBABAD-III, SHAH GHAZI MOHALLA      | 17013         |
| 04     | UC-JACOBABAD-IV, FAMILY LINE              | 16992         |
| 05     | UC-JACOBABAD-V, PHOOL BAGH MOHALLA        | 16815         |
| 06     | UC-JACOBABAD-VI, MOCHI BASTI              | 19457         |
| 07     | UC-JACOBABAD-VII, JAFFAR ABAD MOHALLA     | 16336         |
| 08     | UC-JACOBABAD-VIII, DASTAGIR COLONY        | 16222         |
| 09     | UC-DASTI                                  | 18184         |
| 10     | UC-AHMED PUR                              | 19724         |
| 11     | UC-GARHI CHAND                            | 18074         |
| 12     | UC-RINDWAHI                               | 20292         |
| 13     | UC- QADIR PUR                             | 18050         |
| 14     | UC- RAMZAN PUR                            | 18358         |
| 15     | UC-NAWRA                                  | 17182         |
|        |                                           |               |
|        | <b>B. TALUKA GARHI KHAIRO</b>             | <b>117699</b> |
| 01     | UC- ALLAH ABAD                            | 19234         |
| 02     | UC- KHUDA ABAD                            | 19642         |
| 03     | UC- GARHI KHAIRO                          | 20106         |
| 04     | UC- ALLAN PUR                             | 18455         |
| 05     | UC- MUHAMMAD PUR                          | 20190         |
| 06     | UC- MIRAN PUR                             | 20072         |
|        |                                           |               |
|        | <b>C. TALUKA THUL.</b>                    | <b>357582</b> |
| 01     | UC-JOUNGAL                                | 20644         |
| 02     | UC-TOJ                                    | 19158         |
| 03     | UC-SHER WAH                               | 18795         |
| 04     | UC-SAEEDO KOT                             | 18016         |
| 05     | UC-TAJO KHOSO                             | 16076         |
| 06     | UC-LOGI                                   | 18197         |

|             |                 |               |
|-------------|-----------------|---------------|
| 07          | UC-MISRI PUR    | 17596         |
| 08          | UC-KOT JANGOO   | 18092         |
| 09          | UC-GARHI HASSAN | 17026         |
| 10          | UC-KARIM BUX    | 21021         |
| 11          | UC-THUL-1       | 19712         |
| 12          | UC-THUL-II      | 17140         |
| 13          | UC-THUL NAU     | 19260         |
| 14          | UC-BACHRO       | 17735         |
| 15          | UC-MIR PUR      | 20716         |
| 16          | UC-MUBARAKPUR   | 19725         |
| 17          | UC-RANJHA PUR   | 18964         |
| 18          | UC-BALOCH ABAD  | 19547         |
| 19          | UC-DIN PUR      | 20162         |
| GRAND TOTAL |                 | <b>743907</b> |

**Graphical Comparisons of the Population Statistics of all three TMA's of District Jacobabad**



## Key Dates Relating to the SDSSP in TMA Jacobabad

**Table A :**

| S.NO. | DOCUMENT                                                            | DATE OF SIGNING/APPROVAL/ RELEASE | REMARKS    |
|-------|---------------------------------------------------------------------|-----------------------------------|------------|
| 1.    | MOU                                                                 | 01-01-2006                        | Annexure A |
| 2.    | Council Resolution (Approval of the ASP)                            | 06-03-2006                        | Annexure B |
| 3.    | Release order of funds from FD                                      | 02-06-2006                        | Annexure C |
| 4.    | Inventory of TMAs Schemes                                           | -----                             | Annexure D |
| 5.    | Sample copy of approved PC-1                                        | -----                             | Annexure E |
| 6.    | Sample copy of Administrative Approval                              | -----                             | Annexure F |
| 7.    | Sample copy of Detailed Work Estimate along with Technical Sanction | -----                             | Annexure G |
| 8.    | NIT of Gallop Tender Notice regarding SDSSP Schemes                 | 05-06-2006                        | Annexure H |
| 9.    | Tender Notice of SDSSP Schemes IN news Paper                        | 12-06-2006                        | Annexure I |
| 10.   | Sample copy of tender document and of work orders for SDSSP Schemes | 03-07-2006                        | Annexure J |

## Key Dates Relating to the SDSSP in TMA Thull

**Table B :**

| S.NO. | DOCUMENT                                 | DATE OF SIGNING/APPROVAL/ RELEASE |
|-------|------------------------------------------|-----------------------------------|
| 1.    | MOU                                      | 01-01-2006                        |
| 2.    | Council Resolution (Approval of the ASP) | 25-04-2006                        |
| 3.    | Release order of funds from FD           | 03-06-2006                        |

## Key Dates Relating to the SDSSP in TMA Ghari Khairo

**Table C :**

| S.NO. | DOCUMENT                                 | DATE OF SIGNING/APPROVAL/ RELEASE |
|-------|------------------------------------------|-----------------------------------|
| 1.    | MOU                                      | 01-01-2006                        |
| 2.    | Council Resolution (Approval of the ASP) | 29-05-2006                        |
| 3.    | Release order of funds from FD           | 01-07-2006                        |

## Brief Profile of the Day Officials of the TMA Jacobabad

### Profile – 1

|     |                               |                                |
|-----|-------------------------------|--------------------------------|
| 1.  | NAME IN FULL                  | SAEED AKBAR MAHAR              |
| 2.  | FATHER'S NAME                 | ALI AKBAR MAHAR                |
| 3.  | MARTIAL STATUS                | MARRIED                        |
| 4.  | DESIGNATION                   | TALUKA MUNICIPAL OFFICER BS-18 |
| 5.  | QUALIFICATIONS                | M.A POLITICAL SCIENCE          |
| 6.  | DATE OF BIRTH                 | 25-01-1960                     |
| 7.  | NATIONALITY                   | PAKISTANI                      |
| 8.  | DATE OF JOINING GOVT. SERVICE | 12-11-1986                     |
| 9.  | DATE OF CURRENT POSTING       | 07-09-2006                     |
| 10. | C.N.I.C NO                    | 42202679748929                 |
| 11. | PRESENT HOME ADDRESS          | MUHALLA JAFFERABAD JACOBABAD   |
| 12. | PHONE NOS.                    | 0722-650360                    |
| 13. | MOBILE NO.                    | 0300-3176682                   |

### Profile – 2

|     |                               |                         |
|-----|-------------------------------|-------------------------|
| 1.  | NAME IN FULL                  | MUHAMMAD HUSNAIN PATHAN |
| 2.  | FATHER'S NAME                 | MUHAMMAD ALI            |
| 3.  | MARTIAL STATUS                | MARRIED                 |
| 4.  | DESIGNATION                   | T.O (I&S) BPS -18       |
| 5.  | QUALIFICATIONS                | D.E (CIVIL) , MBA       |
| 6.  | DATE OF BIRTH                 | 01-04-1949              |
| 7.  | NATIONALITY                   | PAKISTANI               |
| 8.  | DATE OF JOINING GOVT. SERVICE | 20-12-1973              |
| 9.  | DATE OF CURRENT POSTING       | 2005                    |
| 10. | C.N.I.C NO                    | 4130303937324           |
| 11. | PRESENT HOME ADDRESS          | FAMILY LINE JACOBABAD   |
| 12. | PHONE NOS.                    | 0722-653905             |
| 13. | MOBILE NO.                    | 0345-3977909            |

## Brief Profile of the Key Officials of the TMA Thull

### Profile – 1

|     |                               |                                |
|-----|-------------------------------|--------------------------------|
| 1.  | NAME IN FULL                  | NOOR-UD-DIN KHYBER             |
| 2.  | FATHER'S NAME                 | HAJI LUQMAN                    |
| 3.  | MARTIAL STATUS                | MARRIED                        |
| 4.  | DESIGNATION                   | TALUKA MUNICIPAL OFFICER BS-18 |
| 5.  | QUALIFICATIONS                | M.A POLITICAL SCIENCE          |
| 6.  | DATE OF BIRTH                 | 25-01-1960                     |
| 7.  | NATIONALITY                   | PAKISTANI                      |
| 8.  | DATE OF JOINING GOVT. SERVICE | 2-10-1983                      |
| 9.  | DATE OF CURRENT POSTING       | 04-02-2005                     |
| 10. | C.N.I.C NO                    | 42202929748927                 |
| 11. | PRESENT HOME ADDRESS          | TMO RESIDENCE TMA THUL         |
| 12. | PHONE NOS.                    | 0722-610909                    |
| 13. | MOBILE NO.                    | 0301-2485834                   |

### Profile - 2

|     |                               |                                   |
|-----|-------------------------------|-----------------------------------|
| 1.  | NAME IN FULL                  | ARZ MUHAMMAD BURIRO               |
| 2.  | FATHER'S NAME                 | HAJI USMAN                        |
| 3.  | MARTIAL STATUS                | MARRIED                           |
| 4.  | DESIGNATION                   | T.O (I&S) BPS -17                 |
| 5.  | QUALIFICATIONS                | D.E (CIVIL)                       |
| 6.  | DATE OF BIRTH                 | 07-04-1960                        |
| 7.  | NATIONALITY                   | PAKISTANI                         |
| 8.  | DATE OF JOINING GOVT. SERVICE | 08-12-1988                        |
| 9.  | DATE OF CURRENT POSTING       | 17.06.2004                        |
| 10. | C.N.I.C NO                    | 4130303937324                     |
| 11. | PRESENT HOME ADDRESS          | VILLAGE MIRPUR BURIRO TALUKA THUL |
| 12. | PHONE NOS.                    | 0722-610909                       |
| 13. | MOBILE NO.                    | 0300-3179929                      |

### **Brief Profile of the Key Officials of the TMA Ghari Khairo**

|     |                                  |                        |
|-----|----------------------------------|------------------------|
| 1.  | NAME IN FULL                     | LIQUAT ALI MIRANI      |
| 2.  | FATHER'S NAME                    | ASAD ALI MIRANI        |
| 3.  | MARTIAL STATUS                   | MARRIED                |
| 4.  | DESIGNATION                      | T.O (I&S) BPS -18      |
| 5.  | QUALIFICATIONS                   | B.E (CIVIL)            |
| 6.  | DATE OF BIRTH                    | 11-10-1954             |
| 7.  | NATIONALITY                      | PAKISTANI              |
| 8.  | DATE OF JOINING<br>GOVT. SERVICE | 04-03-1985             |
| 9.  | DATE OF CURRENT<br>POSTING       | 03-06-2005             |
| 10. | C.N.I.C NO                       | 4140303937432          |
| 11. | PRESENT HOME<br>ADDRESS          | LAHORI MUHALLA LARKANA |
| 12. | PHONE NOS.                       | 0722-421369            |
| 13. | MOBILE NO.                       | 03463346580            |

## Overall Scenario of Water Supply, Sanitation & Solid Waste Management Sectors in TMA Jacobabad

### Water Supply Sector:

#### Sources of Water Supply

| S. NO. | Name of Source | Quantity drawn daily | Quality   |
|--------|----------------|----------------------|-----------|
| 1.     | Canal          | 4.0MGD               | SWEET     |
| 2.     | Tube well      | 2.0MGD               | TOLERABLE |
|        |                |                      |           |

#### Water Storage Capacity

| S. NO. | Name of facility and Nature | Date Commissioned | Capacity | Current daily demand of water |
|--------|-----------------------------|-------------------|----------|-------------------------------|
| 1.     | Urban W/S TMA Jacobabad     | 1996              | 8.88 MGD | 4.0 MGD                       |
|        |                             |                   |          |                               |
| 2.     | R/W/S Bhalendinoabad        | 1992              | 1.08 MGD | 0.036 MGD                     |
| 3.     | R/W/S Haji Lakhmir Brohi    | 1998              | 2.82 MGD | 0.094 MGD                     |
| 4.     | R/W/S Noor Muhammad Pathan  | 1991              | 0.78 MGD | 0.026 MGD                     |
| 5.     | R/W/S Dadoo Dero            | 1985              | 1.05 MGD | 0.035 MGD                     |
| 6.     | R/W/S Qadir pur             | 1988              | 1.08 MGD | 0.036 MGD                     |
| 7.     | R/W/S Molvi Azeem           | 1996              | 0.87 MGD | 0.029 MGD                     |
| 8.     | R/W/S Ramzan Pur            | 1988              | 1.02 MGD | 0.034 MGD                     |
| 9.     | R/W/S Fakharuddin Khoso     | 1995              | 0.90 MGD | 0.030 MGD                     |
| 10.    | R/W/S Adam Khan             | 1989              | 1.50 MGD | 0.050 MGD                     |

#### Facility Wise No. of Water Supply Connections in Taluka

| S. NO. | Name of Facility           | Water Source    | Daily quantity drawn from the source | No. of Water Supply Connections provided from the facility |
|--------|----------------------------|-----------------|--------------------------------------|------------------------------------------------------------|
| 1.     | Urban W/S TMA Jacobabad    | Canal/Tube Well | 4.0 MGD                              | 2000                                                       |
| 2.     | R/W/S Bhalendinoabad       | ----Do---       | 0.036 MGD                            | 100                                                        |
| 3.     | R/W/S Haji Lakhmir Brohi   | ----Do---       | 0.094 MGD                            | 200                                                        |
| 4.     | R/W/S Noor Muhammad Pathan | ----Do---       | 0.026 MGD                            | 225                                                        |
| 5.     | R/W/S Dadoo Dero           | ----Do---       | 0.035 MGD                            | 100                                                        |
| 6.     | R/W/S Qadir pur            | ----Do---       | 0.036 MGD                            | 175                                                        |
| 7.     | R/W/S Molvi Azeem          | ----Do---       | 0.029 MGD                            | 150                                                        |
| 8.     | R/W/S Ramzan Pur           | ----Do---       | 0.034 MGD                            | 150                                                        |
| 9.     | R/W/S Fakharuddin Khoso    | ----Do---       | 0.030 MGD                            | 125                                                        |
| 10.    | R/W/S Adam Khan            | ----Do---       | 0.050 MGD                            | 200                                                        |

## Sanitation / Drainage Sector

### Scheme-wise No. of Sewerage connections other statistics:

| S. # | Name of Scheme                  | Location UC    | Name of UC served | Final disposal Site             | Daily quantity of discharge | No. of Connections |
|------|---------------------------------|----------------|-------------------|---------------------------------|-----------------------------|--------------------|
| 1.   | U/D/Scheme Jacobabad            | Jacobabad Town | All 8 UCs         | Ox- Ponds & Agricultural fields | 0.378                       | 20000              |
| 2.   | R/D/Scheme Noor Muhammad Pathan | U.C-12         | Rind Wahi         | Natural Ponds                   | 0.0208                      | 2000               |
| 3.   | R/D/Scheme Qadir pur            | U.C-13         | Qadir Pur         | Ox- Ponds & Agricultural fields | 0.0370                      | 550                |
| 4.   | R/D/Scheme Ramzan Pur           | U.C-14         | Ramzan Pur        | Ox- Ponds                       | 0.0288                      | 800                |
| 5.   | R/D/Scheme Banglow Syedan       | U.C-11         | Gari Chand        | Natural Ponds                   | 0.0160                      | 100                |
| 6.   | R/D/Scheme Abad                 | U.C-15         | U.C Nawra         | Natural Ponds                   | 0.0378                      | 200                |

### U.C Wise current requirement of sewerage/drainage system and projected demand in 2015:

| S. # | Name of UC                             | Daily quantity of discharge | Total No. of houses | No. of houses unserved | Present Population | %age of Population covered | Projected Population in 2015 | Projected quantity of discharge in 2015 |
|------|----------------------------------------|-----------------------------|---------------------|------------------------|--------------------|----------------------------|------------------------------|-----------------------------------------|
| 1.   | U.C Jacobabad – I Soomra Muhalla       | 0.566                       | 3371                | 2191                   | 23596              | 65%                        | 33506                        | 0.80                                    |
| 2.   | U.C Jacobabad – II Lashari Muhalla     | 0.610                       | 3661                | 2563                   | 25624              | 70%                        | 36386                        | 0.87                                    |
| 3.   | U.C Jacobabad – III Shah Ghazi Muhalla | 0.559                       | 3330                | 2664                   | 23308              | 80%                        | 33097                        | 0.79                                    |
| 4.   | U.C Jacobabad – IV Family Lane         | 0.558                       | 3326                | 2661                   | 23279              | 80%                        | 33056                        | 0.79                                    |
| 5.   | U.C Jacobabad – V Phool Bagh           | 0.550                       | 3291                | 2633                   | 23037              | 80%                        | 23877                        | 0.56                                    |
| 6.   | U.C Jacobabad – VI Mochi Basti         | 0.630                       | 3808                | 381                    | 26656              | 10%                        | 37852                        | 0.90                                    |
| 7.   | U.C Jacobabad – VII Muhalla Jaffarabad | 0.537                       | 3197                | 1918                   | 22380              | 60%                        | 31780                        | 0.76                                    |
| 8.   | U.C Jacobabad – VIII Dastagir Colony   | 0.369                       | 3175                | 1429                   | 22224              | 45%                        | 31558                        | 0.76                                    |
| 9.   | U.C IX Dashti                          | 0.369                       | 3299                | Nil                    | 23094              | 100%                       | 31639                        | 0.504                                   |
| 10.  | U.C X Ahmed Pur                        | 0.400                       | 3578                | Nil                    | 25049              | 100%                       | 32564                        | 0.520                                   |
| 11.  | U.C XI Garhi Chand                     | 0.360                       | 3279                | 656                    | 22954              | 20%                        | 29840                        | 0.477                                   |
| 12.  | U.C XII Rind Wahi                      | 0.410                       | 3682                | 2000                   | 25771              | 54%                        | 33502                        | 0.536                                   |
| 13.  | U.C XIII Qadir Pur                     | 0.366                       | 3275                | 550                    | 23315              | 17%                        | 29801                        | 0.476                                   |
| 14.  | U.C XIV Ramzan Pur                     | 0.272                       | 3331                | 800                    | 23315              | 24%                        | 30310                        | 0.480                                   |
| 15.  | U.C XV Nawra                           | 0.349                       | 3117                | Nil                    | 21821              | 100%                       | 28367                        | 0.453                                   |

## Solid Waste Management Sector

### Current Mode of Solid Waste Management

| S. NO. | Name of UC                             | Quantity of SW Produced annually | Nature of SW (Percentage)* |        | Nature of SW (Percentage)** |      | %age dumped | %age burned | %age sold |
|--------|----------------------------------------|----------------------------------|----------------------------|--------|-----------------------------|------|-------------|-------------|-----------|
|        |                                        |                                  | Org.                       | Inorg. | Haz.                        | Reg. |             |             |           |
| 1.     | U.C Jacobabad – I Soomra Muhalla       | 720 tons                         | 25%                        | 75%    | 25%                         | 75%  | 25%         | 50%         | 25%       |
| 2.     | U.C Jacobabad – II Lashari Muhalla     | 720 tons                         | 25%                        | 75%    | 25%                         | 75%  | 25%         | 50%         | 25%       |
| 3.     | U.C Jacobabad – III Shah Ghazi Muhalla | 720 tons                         | 25%                        | 75%    | 25%                         | 75%  | 25%         | 50%         | 25%       |
| 4.     | U.C Jacobabad – IV Family Lane         | 720 tons                         | 25%                        | 75%    | 25%                         | 75%  | 25%         | 50%         | 25%       |
| 5.     | U.C Jacobabad – V Phool Bagh           | 720 tons                         | 25%                        | 75%    | 25%                         | 75%  | 25%         | 50%         | 25%       |
| 6.     | U.C Jacobabad – VI Mochi Basti         | 720 tons                         | 25%                        | 75%    | 25%                         | 75%  | 25%         | 50%         | 25%       |
| 7.     | U.C Jacobabad – VII Muhalla Jaffarabad | 720 tons                         | 25%                        | 75%    | 25%                         | 75%  | 25%         | 50%         | 25%       |
| 8.     | U.C Jacobabad – VIII Dastagir Colony   | 720 tons                         | 25%                        | 75%    | 25%                         | 75%  | 25%         | 50%         | 25%       |
|        | <b>Total for Town</b>                  | <b>5760 tons</b>                 |                            |        |                             |      |             |             |           |

\* Organic or Inorganic

\*\* hazardous or Regular

## Investment Portfolio of SDSSP Funds in TMA Jacobabad

**Total Allocation for TMA Jacobabad for the FY 2004-05 & 2005-06 9.6 Million**

SDSSP Schemes for the funds of Fy-2004-05 and 2005-06

**Table 1A:**

| S.NO. | SCHEME                                       | UC         | NATURE       | COST               | DURATION | ADDITIONAL POPULATION TO BE COVERED |
|-------|----------------------------------------------|------------|--------------|--------------------|----------|-------------------------------------|
| 1.    | R/W/S Scheme Dad Muhammad Khan Jaknrani(New) | Nawra      | Water Supply | 2.5 Million        | 1 Year   | 3000 Persons                        |
| 2.    | Reh. Of R/W/S Scheme Fakhruddin Khoso        | Qadir pur  | Water Supply | 0.50 Million       | 1 Year   | 1000                                |
| 3.    | Reh. Of R/W/S Scheme Noor Muhammad Pathan    | Rind Wahi  | Water Supply | 0.60 Million       | 1 Year   | 3000                                |
| 4.    | Reh. Of R/W/S Scheme Ali Pur                 | Dasti      | Water Supply | 1.0 Million        | 1 Year   | 2000                                |
| 5.    | Reh. Of R/W/S Scheme Dadoo Dero              | Nawra      | Water Supply | 0.50 Million       | 1 Year   | 2500                                |
| 6.    | Reh. Of R/W/S Scheme of Ramzan Pur           | Ramzan Pur | Water Supply | 0.50 Million       | 1 Year   | 3000                                |
| 7.    | Const. of CC drains                          | U.C-1 Jcd. | Drainage     | 0.50 Million       | 1 Year   | 15000                               |
| 8.    | Const. of CC drains                          | U.C-2 Jcd. | Drainage     | 0.50 Million       | 1 Year   | 15000                               |
| 9.    | Const. of CC drains                          | U.C-3 Jcd. | Drainage     | 0.50 Million       | 1 Year   | 15000                               |
| 10.   | Const. of CC drains                          | U.C-4 Jcd. | Drainage     | 0.50 Million       | 1 Year   | 15000                               |
| 11.   | Const. of CC drains                          | U.C-5 Jcd. | Drainage     | 0.50 Million       | 1 Year   | 15000                               |
| 12.   | Const. of CC drains                          | U.C-6 Jcd. | Drainage     | 0.50 Million       | 1 Year   | 15000                               |
| 13.   | Const. of CC drains                          | U.C-7 Jcd. | Drainage     | 0.50 Million       | 1 Year   | 15000                               |
| 14.   | Const. of CC drains                          | U.C-8 Jcd. | Drainage     | 0.50 Million       | 1 Year   | 15000                               |
|       |                                              |            | <b>Total</b> | <b>9.6 Million</b> |          |                                     |

**Sector Wise Distribution/Allocation of SDSSP Funds in TMA Jacobabad:**

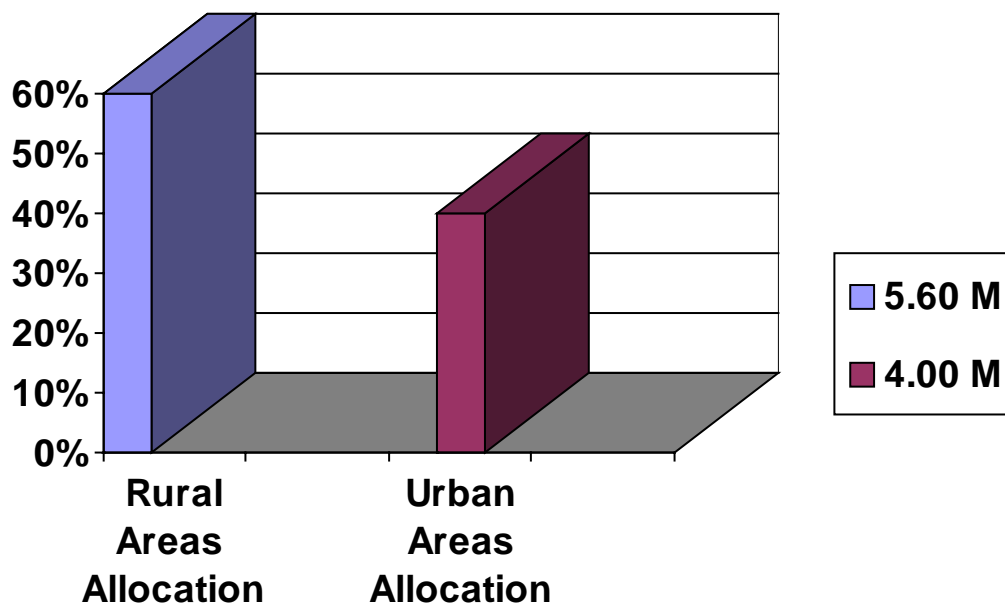
**Table: 2A**

| S. No. | Sub-Sector     | Allocation  | %age Of Total Allocation |
|--------|----------------|-------------|--------------------------|
| 1.     | Water Supply   | 5.6 Million | 58.33 %                  |
| 2.     | Drainage       | 4.0 Million | 41.67%                   |
| 3.     | S W Management | Nil         | Nil                      |
|        |                |             |                          |

**Rural- Urban Allocation of Funds in TMA Jacobabad:**

**Table:3A**

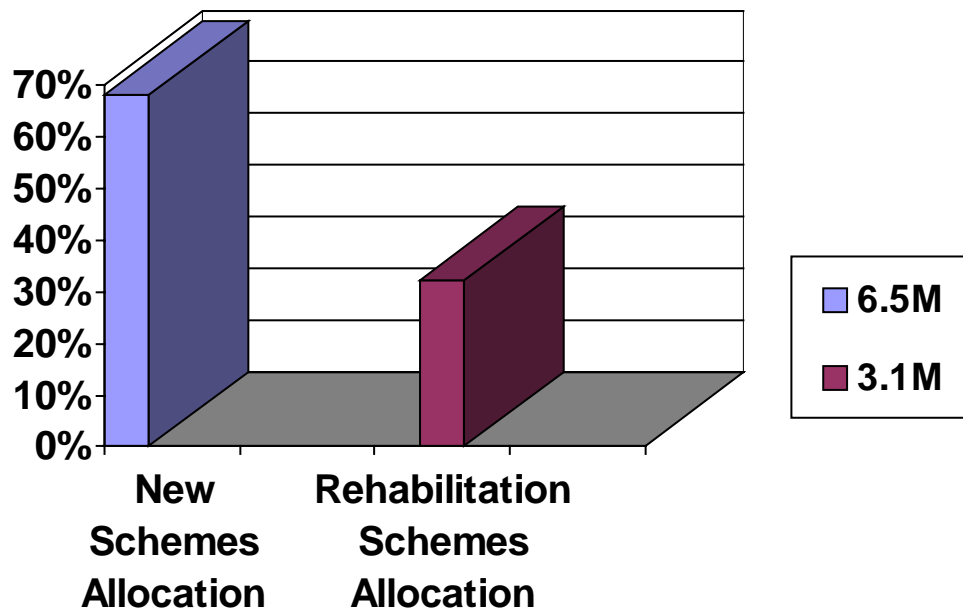
|                               |             |                            |
|-------------------------------|-------------|----------------------------|
| <b>Total Allocation</b>       | 9.6 Million | 100%                       |
| <b>Rural Areas Allocation</b> | 5.6 Million | 58.33% of Total Allocation |
| <b>Urban Areas Allocation</b> | 4.0 Million | 41.67% of Total Allocation |



**Scheme-wise Allocation of Funds in TMA Jacobabad:**

**Table:4A**

|                                       |             |                            |
|---------------------------------------|-------------|----------------------------|
| Total Allocation                      | 9.6 Million | 100%                       |
| Allocation for Rehabilitation Schemes | 3.1 Million | 32.30% of Total Allocation |
| Allocation for New Schemes            | 6.5 Million | 67.70% of Total Allocation |



## Investment Port Folio Investment Portfolio of SDSSP Funds in TMA Thull

**Total Allocation for TMA Thul for the FY 2004-05 & 2005-06  
12.0 Million**

SDSSP Schemes for the funds of Fy-2004-05 and 2005-06

**Table 1B:**

| S. No. | Scheme                                                                       | UC                                     | Nature*                                                                               | Cost         | Duration  | Additional population to be covered |
|--------|------------------------------------------------------------------------------|----------------------------------------|---------------------------------------------------------------------------------------|--------------|-----------|-------------------------------------|
| 01     | R/W/S Scheme Jumo Dakhan                                                     | Sher Wah                               | Rehabilitation of R/WS                                                                | 1.00 million | 06 months | 3,000                               |
| 02     | Massey 385 with hydallic trolly, blade, loader & road sweeper and water tank | Thul-I, II, Thul Nau, Dinpur, Sher Wah | Solid Waste Management project                                                        | 2.20 million | 12 months | 91,827                              |
| 03     | Construction of New W/S/S Arsallah Banglani                                  | Toj                                    | No potable water source in village, underground water is brackish                     | 1.20 million | 06 months | 1,000                               |
| 04     | Rehabilitation of R/D/S Mirpur Buriro                                        | Mirpur Buriro                          | Rehabilitation of Drainage Scheme                                                     | 1.00 million | 06 months | 8,000                               |
| 05     | R/W/S Scheme Warisdino Noonari                                               | Thul-II                                | No potable water source in village, underground water is brackish, community interest | 1.20 million | 06 Months | 8,178                               |
| 06     | R/W/S scheme Wali Muhammad Banglani                                          | Karim Bux                              | New W/S scheme                                                                        | 1.10 Million | 06 Months | 800                                 |
| 10     | Construction of R/W/S scheme Abdul Sattar Kanrani                            | Thul Nau                               | New W/S scheme                                                                        | 1.00 Million | 06 Months | 1,000                               |
| 11     | Rehabilitation of R/D/S Mubarkpur                                            | Mubarkpur                              | Rehabilitation of Drainage Scheme                                                     | 1.00 Million | 06 Months | 5,000                               |
| 12     | Bobcat                                                                       | Thul-I, II, Thul Nau, dinpur, Sher wah | Solid Waste Management                                                                | 1.50 million | 06 months | 150,000                             |
| 13     | Shehzore                                                                     | Thul-I, II,                            | Solid Waste                                                                           | 0.80         |           |                                     |

|  |                     |                            |            |              |  |  |
|--|---------------------|----------------------------|------------|--------------|--|--|
|  | pickup, with loader | Thul Nau, Dinpur, Sher Wah | Management | million      |  |  |
|  |                     |                            | Total      | 12.0 Million |  |  |

**Sector Wise Distribution/Allocation of SDSSP Funds in TMA Thul:**

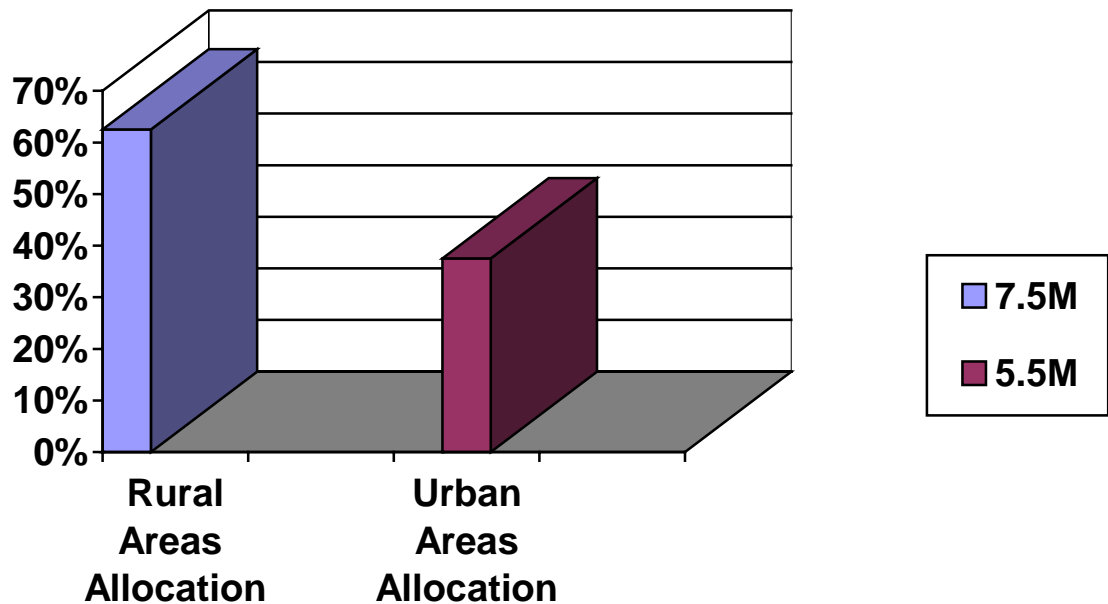
**Table: 2B**

| S.No. | Sub-Sector     | Allocation  | %age Of Total Allocation |
|-------|----------------|-------------|--------------------------|
| 1.    | Water Supply   | 5.5 Million | 45.83 %                  |
| 2.    | Drainage       | 2.0 Million | 16.66%                   |
| 3.    | S W Management | 4.5 Million | 37.5 %                   |
|       |                |             |                          |

**Rural- Urban Allocation of Funds in TMA Thul:**

**Table:3B**

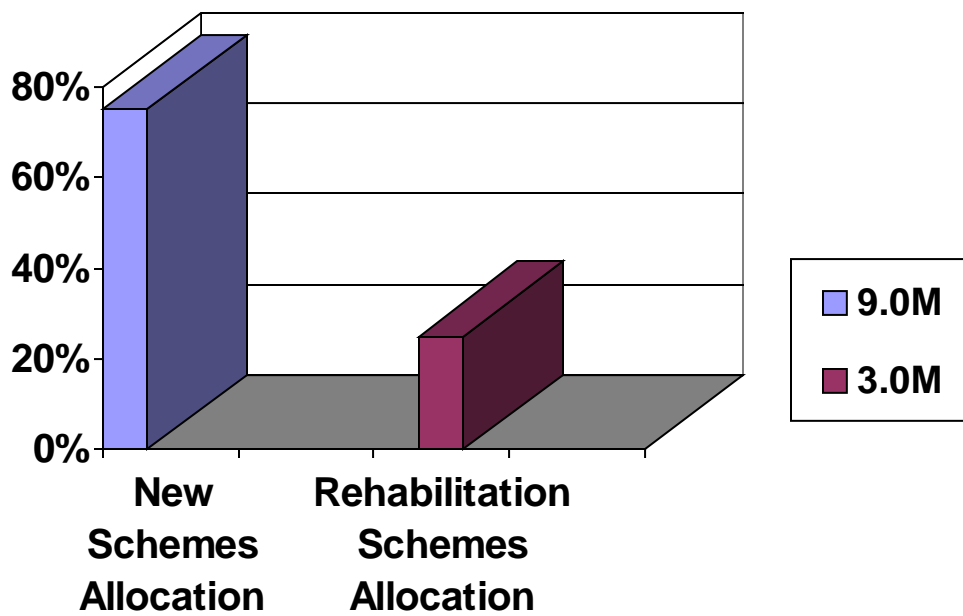
|                               |              |                            |
|-------------------------------|--------------|----------------------------|
| <b>Total Allocation</b>       | 12.0 Million | 100%                       |
| <b>Rural Areas Allocation</b> | 7.5 Million  | 62.50% of Total Allocation |
| <b>Urban Areas Allocation</b> | 4.5 Million  | 37.50% of Total Allocation |



**Scheme-wise Allocation of Funds in TMA Thul:**

**Table:4B**

|                                       |              |                           |
|---------------------------------------|--------------|---------------------------|
| Total Allocation                      | 12.0 Million | 100%                      |
| Allocation for Rehabilitation Schemes | 3.0 Million  | 25.0% of Total Allocation |
| Allocation for New Schemes            | 9.0 Million  | 75.0% of Total Allocation |



## Investment Portfolio of SDSSP Funds in TMA Ghari Khairo

### Total Allocation for TMA Ghari Khairo for the FY 2004-05 & 2005-06 8.0 Million

SDSSP Schemes for the funds of Fy-2004-05 and 2005-06

**Table 1C:**

| S. No. | Scheme                                                               | UC                | Nature*      | Cost               | Duration | Additional population to be covered |
|--------|----------------------------------------------------------------------|-------------------|--------------|--------------------|----------|-------------------------------------|
| 1.     | Rehabilitation of R/W/S Scheme Punhoo Bhatti                         | Khudaabad         | Water Supply | 0.4 Million        | 6 Months | 200                                 |
| 2.     | Construction of R/W/S Scheme Ali Abad buladi                         | Khudaabad         | Water Supply | 1.0 Million        | 6 Months | 500                                 |
| 3.     | Construction of R/W/S Scheme Bakhshliani                             | Khudaabad         | Water Supply | 0.9 Million        | 6 Months | 500                                 |
| 4.     | Rehabilitation of U/D/S Disposal Hyder Shah Muhalla                  | Ghari Khairo town | Drainage     | 0.4 Million        | 6 Months | 2000                                |
| 5.     | Rehabilitation of U/D/S Main Disposal Ghari Khairo Near Begari Canal | Ghari Khairo town | Drainage     | 2.5 Million        | 6 Months | 5000                                |
| 6.     | New R/D/Scheme Punhoo Bhatti                                         | Khudaabad         | Drainage     | 1.5 Million        | 6 Months | 450                                 |
| 7.     | Construction of CC Drains in Ghari Khairo Town                       | Ghari Khairo town | Drainage     | 1.0 Million        | 6 Months | 1500                                |
| 8.     | Construction of CC Drains in village Haji Abdul Rehman Rind          | Miranpur          | Drainage     | 0.3 Million        | 6 Months | 500                                 |
|        |                                                                      |                   | <b>Total</b> | <b>8.0 Million</b> |          |                                     |

**Sector Wise Distribution/Allocation of SDSSP Funds in TMA Ghari Khairo:**

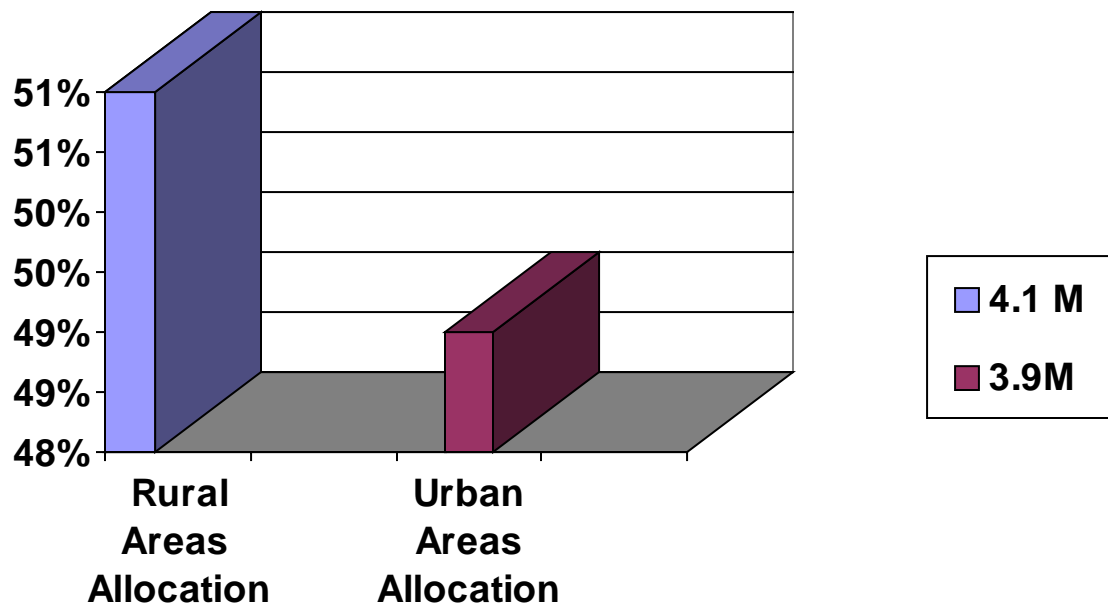
**Table: 2C**

| S.No. | Sub-Sector     | Allocation  | %age Of Total Allocation |
|-------|----------------|-------------|--------------------------|
| 1.    | Water Supply   | 2.3 Million | 28.75 %                  |
| 2.    | Drainage       | 5.7 Million | 71.25%                   |
| 3.    | S W Management | NIL         | NIL                      |
|       |                |             |                          |

**Rural- Urban Allocation of Funds in TMA Ghari Khairo:**

**Table:3C**

|                        |             |                            |
|------------------------|-------------|----------------------------|
| Total Allocation       | 8.0 Million | 100%                       |
| Rural Areas Allocation | 4.1 Million | 51.25% of Total Allocation |
| Urban Areas Allocation | 3.9 Million | 48.75% of Total Allocation |

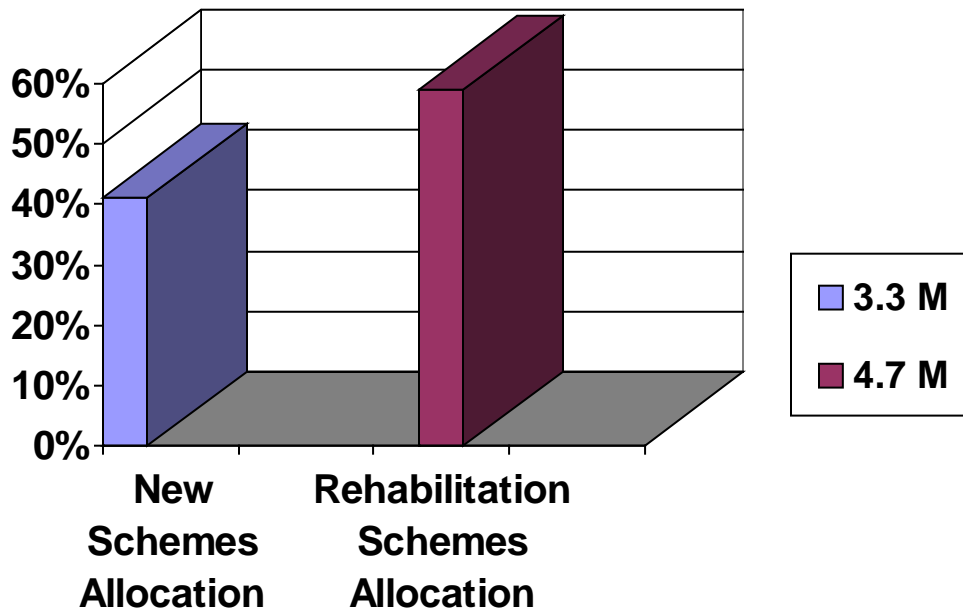




**Scheme-wise Allocation of Funds in TMA Ghari Khairo:**

**Table:4C**

|                                       |             |                            |
|---------------------------------------|-------------|----------------------------|
| Total Allocation                      | 8.0 Million | 100%                       |
| Allocation for Rehabilitation Schemes | 3.3 Million | 41.25% of Total Allocation |
| Allocation for New Schemes            | 4.7 Million | 58.75% of Total Allocation |



## **Financial Allocation and Selection of SDSSP Schemes**

As far as the financial allocations for the schemes of water supply, sanitation/drainage and solid waste management sectors are concerned , it is worth mentioning that no scheme of any sector have been allocated funds exceeding the limit of 5.7 Million as restricted by the clause 4(d) of MoU signed between the TMAs (Jacobabad, Thul and Ghari Khairo) and Government of Sindh for accessing the conditional grant of Sindh devolved Social Services Program.

Furthermore , the SDSSP schemes of TMAs mainly concentrates on providing better water supply facilities in the rural areas and improving the drainage and garbage collection in the urban areas of the TMAs. Similarly rural areas have been allocated majority of the allocated funds which will prove beneficial for the most back ward and poorest segments of the society.(Kindly see Table 3A, 3B and 3C)

## **Rationalization of Facilities**

As per clause 4(e) of MoU signed between TMAs and Government of Sindh, at first instance district government is some what bound to invest funds on the operationalization or rehabilitation of existing facilities.

In this aspect TMAs of district Jacobabad have adopted a mixed approach. In TMA Jacobabad 32.30% (3.1 Million) of funds have been allocated to schemes of rehabilitation while 67.70% (6.5 Million) are allocated for new schemes (Kindly see table 4A), in TMA Thul 25% (3.0 Million) of funds have been allocated to the schemes of rehabilitation and 75% (9.0 Million) are allocated for new schemes (Kindly see table 4B), and in TMA Ghari Khairo 41.25% (3.3 Million) are allocated for the schemes of rehabilitation while 58.75% (4.7 Million) are reserved for new schemes (Kindly see table 4C). This mainly is due to the fact that the majority of non-operational schemes of water supply and drainage sectors in all three TMAs of district Jacobabad require huge amount of funds for making them operational and the funds available from SDSSP will not be sufficient to achieve the desired goal. The new scheme of providing CC Drains in the urban areas will prove extremely beneficial for the people as due to the increase in population and subsequent expansion of the town area the old drainage system has become inadequate and there is a dire need for the construction of new CC drains.

## **Planning, Budgeting and Approval Process**

For accessing the conditional grant of SDSSP TMA is bound to sign the MoU with Sindh Government and to prepare the Annual Sector Plan.

On completion of these two formalities TMAs are released funds by the Finance Department to carry out development activities. While utilizing SDSSP conditional grant TMA administrations are required to follow the existing government rules and procedures.

Detail of the compliance of this condition by the TMA Jacobabad is discussed in detail in the data sheet (Table A, B and C) related to SDSSP in TMA (along with required annexures).

The data or information collected from the above mentioned documents and date-sheets show a very positive response of TMA Jcaobabad in the aspect of following the prescribed government procedures as all the codal and official formalities have been completed for the utilization of SDSSP funds in the TMA. Similar pattern has been followed in other two TMAs (TMA Thul and TMA Ghari Khairo)

## Conclusion

After reviewing the necessary documents, contents of the report and questionnaire for structured interview of different TMA officials I have bifurcated/divided my conclusion in two segments .

First segment is based on the compliance of the TMA administrations with the eligibility criteria given in the shape of checklist and the other segment is based on the on the overall assessment of SDSSP in all three TMAs of district Jacobabad.

## SEGEMENT-1

### Checklist

#### Compliance of the TMAs of district Jacobabad with MoU eligibility criteria:

|                                                                                                                                                                                                                                                                                                                             |     |
|-----------------------------------------------------------------------------------------------------------------------------------------------------------------------------------------------------------------------------------------------------------------------------------------------------------------------------|-----|
| TMA have prepared the Annual Sector Plan to access the conditional grant                                                                                                                                                                                                                                                    | Yes |
| Funds have been utilized ONLY in Water Supply & Sanitation sectors                                                                                                                                                                                                                                                          | Yes |
| TMA have <b>not</b> invest more than <b>Rs. 5.7 million</b> in one scheme / project / activity                                                                                                                                                                                                                              | Yes |
| TMA will use the conditional grants, <b>in the first instance</b> , for rationalization / operationalization / rehabilitation of existing services / schemes / projects and staff (recruitment need / facility based and preferably female staff)                                                                           | Yes |
| TMA can invest in new services/schemes/projects only if there is clear commitment of for allocating Maintenance & Repairs funds in subsequent financial year as well as for funding the staff hired during program period. These recruitments would however be need/facility based with preference to the female candidates | Yes |
| TMA have not use conditional grants on luxury items                                                                                                                                                                                                                                                                         | Yes |
| TMA is using use these funds for pro-poor, gender balancing projects, investments, and schemes.                                                                                                                                                                                                                             | Yes |
| TMA have followed all the planning, budgeting and approval process                                                                                                                                                                                                                                                          | Yes |

## **Segment -2**

As far as the overall LSU assessment of SDSSP activities in TMAs of district Jacobabad is concerned, it is mentioned that in certain aspects TMA's working is quite satisfactory as in the cases of following the contents of MoU and of necessary official/government procedures (Copies of the PC-1s and Technical Sanctions are attached with this report). However, certain delays are observed in the preparation of ASP and execution of schemes on ground due to lax and inefficient attitude of concerned officials and contractors and some times due to capacity constraints faced by the TMA due to non availability of properly trained staff.

Apart from this the overall level of cooperation of TMAs with the Local Support Unit of SDSSP is very good and LSU is given due importance in the execution and monitoring of SDSSP development schemes .