

Report on Tranche Condition D.(i)

(2nd ADF)

Utilization of Conditional Grants in Accordance with Agreed Eligibility Criteria



Taluka Administration - Naushero Feroze

- TMA – Moro
- TMA – Naushero Feroze
- TMA – Bhria
- TMA – Kandiaro
- TMA – Mehrabpur

**Shams-Ud-Din Ujjan
Consultant F&G Specialist
Local Support Unit
Naushero Feroze**

TMA's of District Naushero Feroze.

District Naushero Feroze was part of Nawabshah District and it was made District in 1989. After the remapping of District Nawabshah, Naushero Feroze is Fertile and population wise very compact District in Sindh Province. It comprises Five Talukas including Naushero Feroze, Moro, Bhiria, Kandiaro, and newly created taluka Mehrabpur. Each of the taluka from its status point of view is having peculiar status. From socio-economics point of view, cultural and historical point of view or in any other aspects Talukas of District Naushero Feroze are having great importance.

Taluka Moro

Moro is an important Town and Taluka Head Quarter of District Naushero Feroze. This taluka coincides its boundaries with District Nawabshah, District Khairpur and District Dadu. It is densely populated and is one of the rich taluka of District Naushero Feroze. Taluka has fertile land with dedicated and far fortnight serving farmers. Irrigation water and Tube-well water is source of irrigation, many canals and minors pass from Heart of Taluka, they are Rohri Canal and Sehra minors etc.

Name .	Designation	Address.	Contract
Dr. Noor Muhammad Korejo.	Taluka Nazim	TMA.Moro.	0242-410549
Mr. Abdul Korai.	TMO Moro.do.....	0242-413262
Mr. Nazir Ahmed Buriro.	T.O.(I&C).do.....	0242-413263
Mr. Muhammad Yousir Malak.	T.O.finanace.do.....	0242-413263
Mr. Ghulam Mujtaba Kalhoro Chairman. Mr. Riaz Ahmed Ghorii. Member. Mr. Ali Baqa Buriro.Member. Mr. Sharafuddin Almani.Member. Mst. Naheed Akhtar.	Chairman. Member. Member. Member. Member.do.....do.....do.....do.....do.....	0242-4132610242-4132610242- 413261

Population

Taluka Moro is one of the most populated and economically a rich taluka of District Naushero Feroze. It is consist of 12 union councils of which 3 are urban union councils and 9 are rural union councils. Union Council Moro 1,2 & 3 cover the whole Moro city and are the urban Union Councils which accommodate almost all the urban population of taluka Moro.

ADMN-Unit	Area (SQ Km)	Population 1998							Population on 1981	1981-98 average Annual Growth Rate (%age)
		Both Sexes	Male	Female	Sex Ratio	Population Density per Esq. KM	Urban Population	Average H. hold Size		
1	2	3	4	5	6	7	8	9	10	11
Moro	890	340778	177454	163324	108.7	382.9	26.6	6.2	219264	2.63

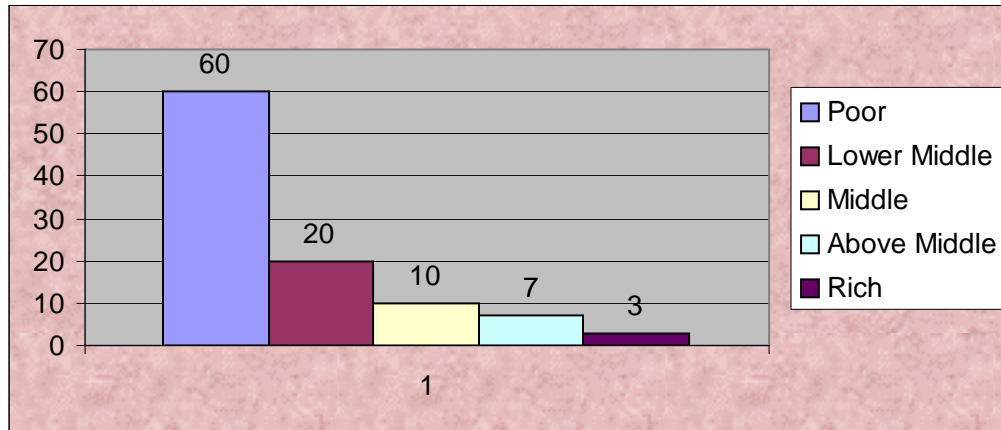
The graphic scenario of Taluka Moro Area and gender wise could be as under.



The graphic chart elaborates the gender and area wise position of taluka. The majority of the population dwells in the rural areas. The rural areas are fertile agro based and engage the manpower in the agriculture and live stock sector. Where in the urban areas people find multi opportunities of livelihood. The main work force is engaged in business field and is also having ample opportunities of services too. From gender wise the majority of population of taluka comprises females. They are also the part and parcel of socio-economics development of Talukas. They go shoulder to shoulder with their male partners in the agriculture and live stock sector.

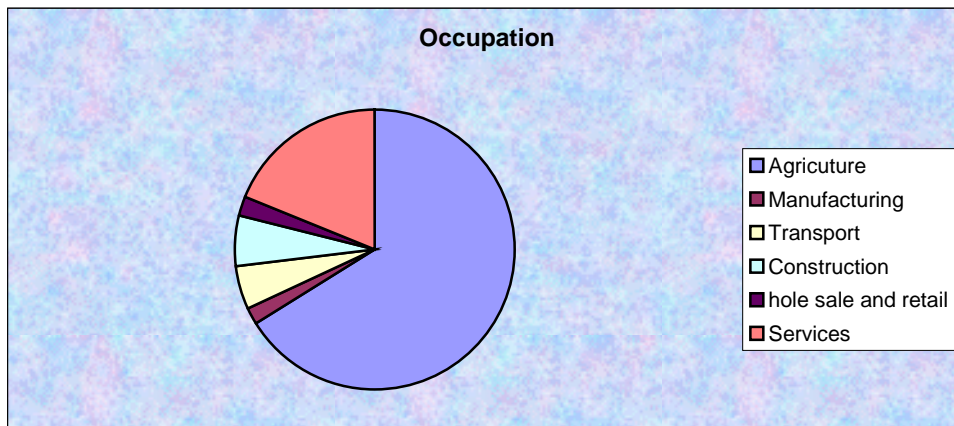
Poverty profile

As discussed above the majority of the population of taluka lives in the rural areas, which are having the dearth of the ample sources of job opportunities. Therefore are attached with agriculture , livestock and on limited scale with other businesses related to Agriculture & livestock. So economically the status of common people comes under the poor class. A survey report published indicates the real picture of the poverty profile taluka.



Occupation

Like other Talukas, the taluka of Moro is also agro based cum limited industrial area. It is having limited network of cotton factories, Flour Mills, Textile Mills, ice factories and Bathas of Brick making. The majority of population are engaged in agriculture and live stock fields. Where as some portion of population has access to transport, construction, wholesale, retail and Brick- making Bathas business.



SDSSP activities in Taluka Moro

In year 2005-2006 the SDSS Program initiated its activities in taluka Moro. The status of allocation and utilization is as under.

Allocation	Utilization	%
4757954.	2378954	50

SDSSP Schemes in Taluka Moro.

Name of Scheme	Total Units	Total Cost	Name of Target Union Councils	Status	Estimated Beneficiaries	
SDSSP						
Constt. of S/Drains,CC toping for Umrani,Solangi & Satti Muhallah Ward No: 16	1	0.900	Moro-II	50% Completed	Male	Female
Constt. Of S/Drains,I/C B/P for Solangi. Chandio & Khosa Muhallah Ward No: 2	1	0.300	Moro-II	50% Completed	155 Persons	145 Persons
Constt. of S/Drains,I/C B/P for Solangi. Chandio & Khosa Muhallah Ward No: 2	1	0.400	Moro-II	50% Completed	200 Persons	200 Persons
Const. of S/Drains I/C B/P for Rind Muhallah Near Animal H.W.20.	1	0.400	Moro-II	50% Completed	190 Persons	210 Persons
Constt. of S/Drains,I/C B/P for& CC toping Ward No> 16 ,17 and 20 Sabzi Mandi and Gori Muhallah..	1	0.400	Moro-I	50% Completed	210 Persons	190 Persons
Constt. Of Drains & CC toping near Main Primary school Ward No.8	1	0.800	Moro-I	50% Completed	385 Persons	415 Persons
Constt. Of S/Drains I/C B/P for Sial , Brohi, & Muhasan Shah Muhallah Ward No.19.	1	0.400	Moro-I	50% Completed	190 Persons	210 Persons
Const.of S/Drains I/C B/P Near Huzori Pir Ward No.3	1	0.400	Moro-I	50% Completed	200 Persons	200 Persons
Const. of S/ Drains& CC toping W.10 Station Road.	1	0.600	Moro-III	50% Completed	280 Persons	320 Persons
Const. of S/drains I/C B/P for aalmani Muhallah Ward No.3.	1	0.600	Moro-III	50% Completed	320 Persons	280 Persons
Const. S/Drains I/C B/P near Pir Paghara Bangol,Liaquat Shah,Sarang Chandio & Aifuqra Colony Ward No.3.	1	0.200	Moro-III	50% Completed	90 Persons	110 Persons

Const of S/Drains I/C B/P for Pir Bukhari & Koreja Muhallah Ward No.3	1	0.300	Moro-III	50% Completed	160 Persons	140 Persons
Const.S/Drains I/C B/P for Suha Muhallah Ward No.3.	1	0.500	Moro-III	50% Completed	280 Persons	220 Persons
Const.S/Drains I/C B/P Ward No.20 F.Mandi.	1	0.157	Moro-III	50% Completed	70 Persons	87 Persons
Const. S/Drains I/C B/P for Ward No. 16,17.				50% Completed		
Const. S/Drains I/C B/P for Ward No. 3 & 4.				50% Completed		
Const. of S/Drains I/C B/P @ Station Road & Plot W.No.1.				50% Completed		

TMA sectoral planning the SDSSP allocation was almost used in Drainage and sanitation sector. Because these are the sectors which any TMA is focusing. The details of schemes are as above.

The above detail of schemes declare the fact that the selection of schemes was made on need base because Union Council Moro 1,2 & 3 consist on Moro town and are thickly populated and suffer badly in drainage/sewerage and sanitation facilities. That is why keeping in view the pressing demand public demand and assessing the needs of common people the schemes were prioritized for the common masses. All these schemes are functional as well as working very good and people of Moro town feel comfortable because their long waited problem has been solved.

TMA Naushero Feroze.

Taluka Naushero Feroze is an important city and also District Headquarter which was created in 1990 has approximately 3250000 inhabitants. Taluka having its economy based on agriculture. The inhabitants of this Taluka are well educated. The reason for this is the existence Sindh Maddarass Naushero Feroze started by Syed Allahando Shah in lat eighteenth century. Among the graduates of Maddarassa are Shams-ul-Ulima Doudpota, Mirza Qaleech Baig and Hassan Ali Afandi and many other who created great name in their respective fields. Taluka has its boundaries in with Taluka Kandiaro & Bhria in South Taluka Moro, in east Khairpur & Nawabshah and in the west district Dadu.

Important Contact Information.

Taluka Municipal Administration

Name and Designation	Address	Contact
Muneer Ahmed Mubijo Taluka Nazim N/Feroze	R.o Village Qalandar Bux Mubijo	0242-448215 0300-3021822
Bashir Ahmed Gudaro Taluka Municipal Officer	R.o Village Dejarja Taluka Moro Distt: N/Feroze	0333-7090315

Taluka Officer

Abdul Karim Abbasi Taluka Officer (I&S)	R.o Village Lal Bux Lund Taluka and Distt: N/Feroze	0242-522195 0302-3457208
Abdul Shakoor Abro Taluka Officer (Finance)	R.o Village Nasar pur Taluka & Distt: Matiari	0301-3503123

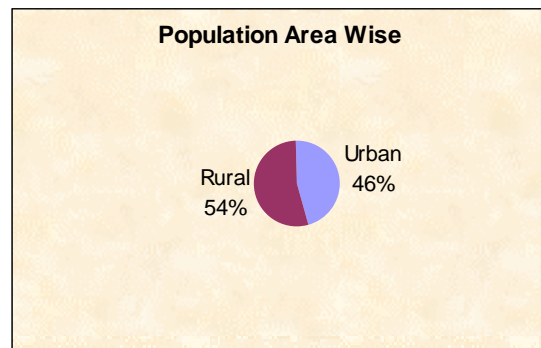
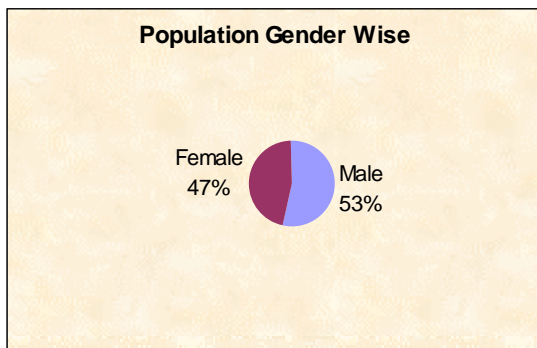
Council Monitoring Committees Members

Allah Rakhio Mooro (Chairman)	R.o Rahib Mooro P.o Noorpur Taluka & Distt: N/Feroze	0301-3551290
Miss Farhana Memon (Member)	R.o Memon Mohulla Phull Taluka & Distt: N/Feroze.	0242-440255 0333-7091608
Mst: Zaitoon Begum (Member)	R.o N/ Feroze. Taluka & Distt: N/Feroze.	
Mr. Ubedullah Mubijo (Member)	R.o Village Shah Nawaz Mubejo U/c Bhambhri.	0301-3814315
Director SDSSP		
LSU_ SDSSP		

Population

ADMN-Unit	Area (SQ Km)	Population 1998							Population on 1981	1981-98 average Annual Growth Rate (%age)
		Both Sexes	Male	Female	Sex Ratio	Population Density per Esq. KM	Rural Population	Average H. hold Size		
1	2	3	4	5	6	7	8	9	10	11
Naushero Feroze.	440	242328	120533	121795	109.5	524.1	75.5	6.3	149.033	2.60

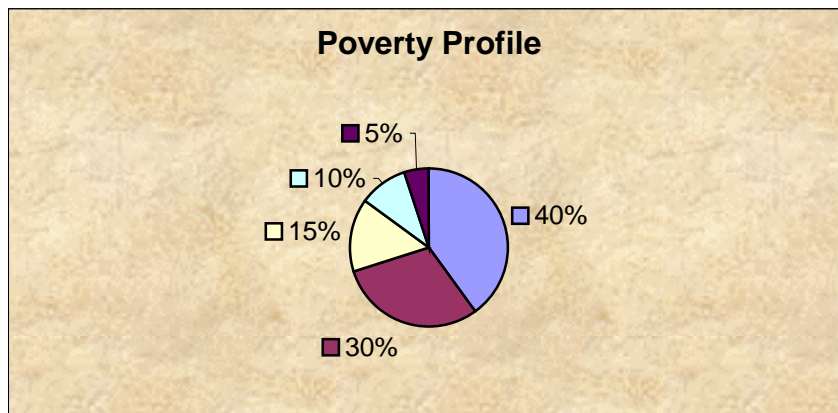
Comparative to taluka Moro the taluka Naushero Feroze is less in size. But dense in population the average household size is 6.3 and urbanization is almost 45.5, which is high comparative to any areas in Talukas of District Sanghar. The graphic position of population in gender and area aspect is as under.



Being the educated Taluka, Taluka Naushero Feroze is economically on second number after Taluka Mehrebpur in District Naushero Feroze. Cotton factories, ice factories, Oil Mills, the services sector and agriculture majorly contributes toward the economy of Taluka.

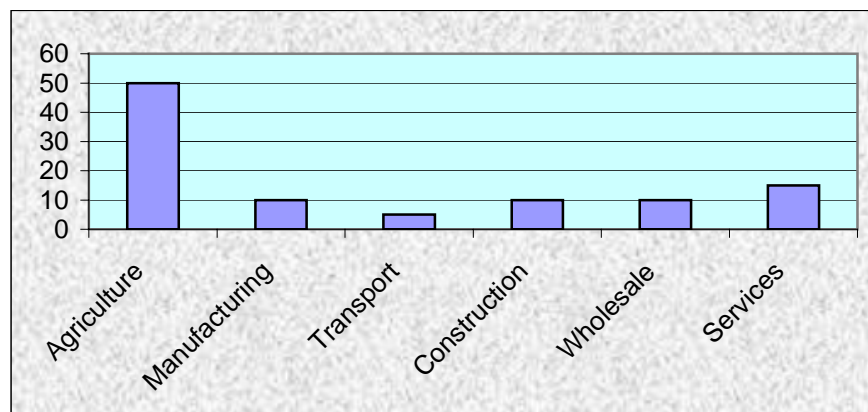
Poverty profile

As discussed above that due to its agri based nature the population of taluka inhabiting in rural areas are economically little better amongst the other Talukas of District Naushero Feroze. The industrial units in the area and service related people of Naushero Feroze Taluka serving in different jobs in different areas in the country & also outside of the country host good number of population for their livelihood. There fore the poverty profile of taluka differentiates from other Talukas of District.



Occupation

The population of Taluka residing in the rural areas is almost engaged in agriculture and common labors, but the major avenue of the employment of rural areas is agriculture and live stock. A recent initiative of micro financing by certain NGOs and Governmental agencies have engaged masses in petty businesses, which is also a sign of change in rural areas bringing masses close towards entrepreneurship. The service market almost engaged thousands of peoples in government as well as in private sector jobs in and outside of Naushero Feroze. They are earning their lively hood on ready-made basis, which infect effects positively to the economy of Taluka. The occupation profile of taluka is as under.



SDSSP Schemes in Taluka Naushero Feroze.

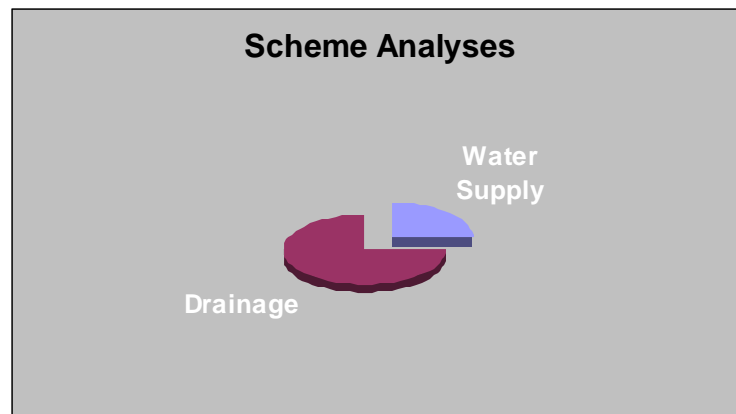
In year 2004-05 the SDSS Program initiated its activities in taluka Naushero Feroze. The status of allocation and utilization is as under.

Name of Scheme	Total Units	Total Cost	Name of Target Union Councils	Status	Estimated Beneficiaries	
					Male	Female
Rehabilitation of Drainage Scheme i/c RCC Sewer Naushero Feroze	8	1850000.0	Naushero Feroze	Drainage 65%	800	1110
Supplying and fixing of Pumping Machinery Disposal at Sarhil Miner Naushero Feroze	1	500000.0	Naushero Feroze	--do-- 98 %	1800	2200
Rehabilitation of Drainage Scheme Phull	6	930000.0	Phull	--do-- 85 %	625	737
Rehabilitation of Drainage Scheme Padidan	6	1250000.0	Padidan	--do-- 78 %	1100	1200
Rehabilitation of Drainage Scheme D.K. Maree	1	500000	D.K Mari	--do-- 100%	800	950
Rehabilitation /Cleaning of Treatment work and repair of compound wall D.K. Maree	1	448965	D.K. Mari	Water Supply 100%	1800	2300

The TMA Naushero Feroze expedited towards the SDSSP conditional grants keeping its urgent needs in rehabilitation of its drainage schemes. One of the important reasons to fact is that all the drainage schemes were in the major towns of taluka therefore most of the urban population was suffering a lot due to non functioning of the schemes properly. Schemes completed during 2005-06 are as under.

Water Sanitation and Solid Waste Management

The schemes initiated and completed vindicate the needs of the areas. It is a fact that due to the pressure of the population these areas have more needs of drainage facilities. The below given graph would elaborate the ratio of schemes and also define the accomplishment of the needs of common masses.



TMA Kandiaro.

Taluka Kandiaro has fertile land with dedicated and fortnight serving farmers. Irrigation water and Tube well water is source of Irrigation, many canals and minors pass through the heart of taluka Kandiaro. They are Rohri canal Naulakhi, Budak minor, Nusrat Wah and Jatoi Minor etc. Taluka has 10 Union Councils in its jurisdiction one Urban union council that Kandiaro and other Nine union council are Rural. The Taluka is bounded in its North Taluka Sobho Dero of District Khairpur in South Taluka Bhiria of District Naushero Feroze in east taluka Mehrabpur of District Naushero Feroze and in the west Taluka Mehar of District Dadu

Important Contract Information

Taluka Municipal Administration

Name	Designation.	Address.	Contract:
Syed Sarfraz Hussain Shah	Nazim	T.M.A. Kandiaro.	0242-449635
Ali Nawaz Chawan.	Taluka Municipal Officer.do....	0242-449140
Inayatullah Memon.	Taluka Officer (I&S)do....	...do.....
Sharafuddin Chandio.	Taluka Officer (F)do....	...do.....

Council Monitoring committees.

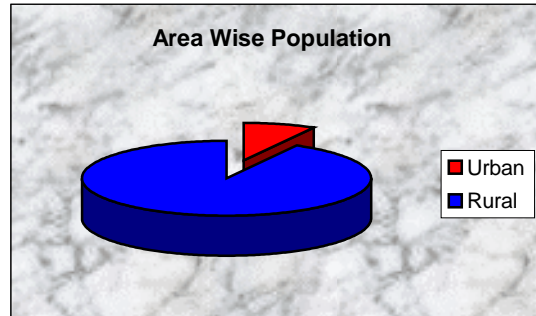
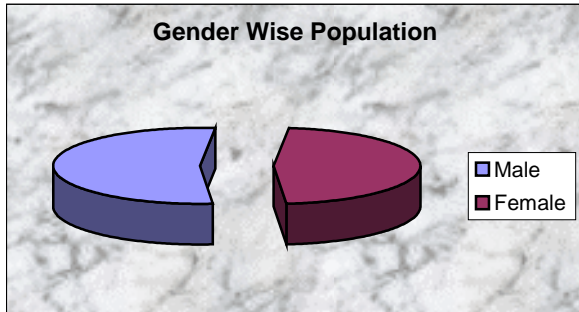
1. Mr. Mazhar Ali Abbasi.
2. Mr. Raja Akram Qureshi.
3. Mr. Shahid Hussain Tanwari.
4. Mr. Barakat Ali Shah.
5. Mst. Hameeda Begum.

Population

Kandiaro being the largest in size is the Second most populated taluka of district after Mehrabpur . Majority of the Population dwells in rural areas.

ADMN-Unit	Area (SQ Km)	Population 1998							Population on 1981	1981-98 average Annual Growth Rate (%age)
		Both Sexes	Male	Female	Sex Ratio	Population Density per Esq. KM	Urban Population	Average H. hold Size		
1	2	3	4	5	6	7	8	9	10	11
Kandiaro		222529	120165	102363	112.8	55.1	7.8	5.1	205	2.77

While analyzing the population it is making clear that above 90% of the population of the taluka inhabits in the rural areas. The taluka has one major city which is taluka headquarter Kandiaro alongwith Dabhro Mehbat dero Jatoi Khanwahan Manjuth and Bhorti. Besides this the population almost inhabits in the Rural area. The urban rural and sex wise division of taluka is as under.



SDSSP Schemes

In 2004-05 the TMA Kandiaro signed MoU with SDSSP and Provincial Government and the result of that MoU SDSSP allocation were made for the TMA Kandiaro which are as under.

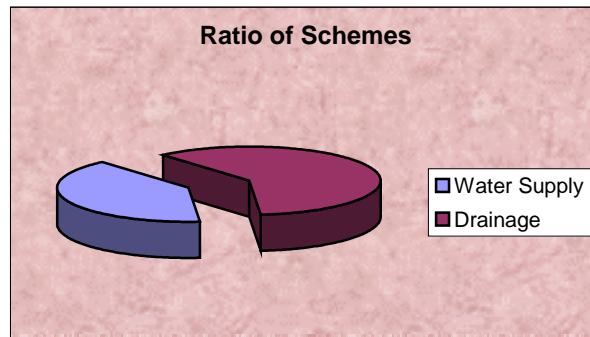
Allocation	Utilization	%
4004866.	202433	50

After the allocation of conditional grant the TMA Kandiaro identified following schemes for the utilization of conditional grant. The schemes are as under

WATER, Sanitation and solid waste Management.

Name of scheme.	Total units.	Total cost.	Name of target Union council.	Status.	<u>Estimated Beneficiaries.</u> Male. Female.
1. Rehabilitation of D/Sch. Mehat Dero.	1	0.540	Mehbat Dero.	80% complete.	3600 3404
2. Rehabilitation of D/S. Khanwahan.	1	0.450	Khanwahan.	80% complete	6250 6006
3. Rehabilitation of D/S. Ahmed Depar.	1	0.18	Gulam Shah	80% complete	1150 1030
4. Construction of Disposal Memon Mohlla Kandiaro.	1	1.620	Kandiaro.	86% complete	3200 2900
5. Providing Hydraulic Trolley loader pickup Motor Cycle.		0.810	Kandiaro.		14300 12048
6. Excavation for old pond Memon Mohlla and seetasar Khad Kandiaro.		0.27	Kandiaro.	70% complete	3200 2990
7. Advertisement.				100% complete	

The TMA Kandiaro totally identified six schemes out of which one was of water supply, one for sanitation and rest four were of drainage. The ratio of schemes for drainage and sanitation water supply is graphically as under.



TMA Mehrabpur

Taluka Municipal Administration Mehrabpur was created on 1-7-2005 as result of creation of New Taluka Mehrabpur. This newly created Taluka was initially part of Taluka kandiario and was constituted by inclusion of five Union Councils out of parent taluka kandiario and three union council from taluka Bhiria . Taluka Hard Quarter Town Mehrabpur is second No: big town of District Naushero Feroze and biggest business centre of District Naushero Feroze. The Mehrabpur has biggest “Gur Mandy” and also Mehrabpur is famous for its furniture manufacture and whole sell Market in the District as well as adjoining areas for the sale of Honda Motor cycles and other Electronic, Electric and other businesses. The TMA Mehrabpur could not access conditional grant of SDSSP during the year,2004-05, because of having no existence before 1-7-2005 and could access part of conditional grant in year,2005-2006.The detail of SDSSP schemes under taken by Taluka Mehrabpur during year,2005-06 are as under. Taluka has total population 155345 as per 1998 census. The Mehrabpur is the richest taluka among all five Talukas of District Naushero Feroze. The Taluka has tow union council in Urban area while remaining all are Rural area. The major source of income of inhabitants of this taluka is Agriculture related and being richest taluka of District provide ample opportunities of trade, whole sale business and Market of furniture.

Important Contract information

Taluka Municipal Administration Mehrabpur.

Name	Designation.	Address	Contract.
Syed Abrar Ali Shah.	Taluka Nazim	TMA Mehrabpur.	0242-523678
Syed Tanveer Raza Shaht.	T.M.O.do.....	0302-3213079
Javed Kabria Koondhar.	T.O (I&S).do.....	0300-3090525
Sharafuddin Chandio.	T.O.(Finance).do.....	0300-3028863
Malak Zulfiqar Ali Awan	Council Monitoring Committee Members.	R/O Halani.	0242-523838

SDSSP Schemes

In 2005-06 the TMA Mehrabpur signed MoU with SDSSP and Provincial Government and the result of that MoU SDSSP allocation were made for the TMA Mehrabpur which are as under.

Allocation	Utilization	%
3024360	2002433	66.3

Water, Sanitation and Solid Waste Management.

Name of scheme.	Total units.	Total cost.	Name of target Union council	Status.	ESTIMATED BENEFICIARIES	
					Male.	Female.
1.Improvement of U/D Scheme: Mehrabpur.	16 Units.	72000/-	Mehrabpur No: I&Mehrabpur No:II.	90% Work complete.	12000	12000
2.Improvement of R/D Scheme Halani.	Whole Town.	480000/-	Halani.	100% Work Complete.	2000	2000
3.Improvement of R/D Scheme:Behlanai..	Whole Town	240000/-	Behlanai.	40% work complete.	1600	1600
4.Improvement of R/D Sceme.Lakha Road.	Whole Town	400000/-	Lakha Road.	Work in Progress.	500	500
5.Improvement of R/D Scheme Kotri Kabir.	Nangraj Muhallah & Theba Muhallah.	240000/-	Kotri Kabir.	100% Work Complete.	600	600
6.Purchase of PIC-up/Mini Truck for TMA.Mehrabpur.	TMA Mehrabpur.	470000/-	TMA>Mehrabpur.	Tender Process Comp.	----	----

Water, Sanitation and Solid Waste Management (Details).

Name of Schemes Improvement of Drainage Scheme Merabpur.

NAME OF UNIT.	BRIEF DESCRIPTION.	UNION COUNCIL	COST.	UTILIZATION	ESTIMATED BENEFICIARIES.	
					Male.	female
1. Ward No: 4,5,7,8,9,10,11,12.	In order to pump out sewage water new U.C Rising main (pipe Line) of 8" dia from Sakhanmi Khud to Langarji Minor was laid this scheme made it possible that TMA Mehrabpur managed to Pump out huge Qty: of water during rainy period.	Mehrabpur.	720000/-	90%	12000	12000
2.Behlanai Town	De-salutation of Oxidation Pond was carryout Constt: of Surface Drains and Brick Pavement is yet to be carried out.	Behlani	240000/-	21.73%	1600	1600
3.Various Muhallah Lakha Road Town.	Proposed work is Constructed of Surface	Lakha Road	400000/-	0.0%	2500	2500

	Drains i/c B/Pavement and CC Topping and clearance of C/Tank for various Muhallah Lakha Road.					
4.Nangraj Muhallah and Theba Muhallah Kotri Kabir.	Surface drains and Brick Pavement is Constructed in Nangraj Muhallah and Theba Muhallah Kotri Kabir.	Kotri Kabir	240000/-	100% work Completed.	600	600
5. Taluka Municipal Admins:Mehrabpur.	Scheme of purchase Pickup was proposed to Manage collection of solid waste and disposing of the same out of town.	T.M.A. Mehrabpur.	470000/-	-----	---	---
6. Various Muhallah of Halani Town.	Surface Drains i/c Brick pavement & C.C.Topping i/c CC tiles work constructed in various Muhallah of Halani town.	Halani	480000/-	100% Work completed.	2000	2000

SDSSP Conditional ties for the Grant

All the four TMAs abided the following conditionality.

The SDSS Program as discussed above has given autonomous status to utilized the conditional grants keeping their needs and priorities before them, but also on other hand technically bounded TMAs to remain within a parameters while accessing and utilizing the conditional grants. The salient features of the Conditional ties are as under.

- TMAs signed MoU.
- Prepared ASPs
- No schemes was above than 5.7 million
- TMAs used conditional grant in the first instance for rationalization, operationalization, and rehabilitation of existing schemes.
- TMAs did not use conditional grant on luxury items
- TMAs used funds for pro poor and gender balancing projects.
- TMAs followed all the planning, budgeting, and approval process.

Schemes Selection Criteria

One of the essential objectives of SDSSP Program is to strengthen the participatory approach in its every activity. Therefore while embarking on the sectoral planning maximum importance was given to participatory approach for the selection of schemes. No matter the schemes be in water supply, sanitation and sewerage/Drainage sector. TMAs consultation with political representative, respective stake holder and suggestion from lower hierarchy were obtained. In district Naushero Feroze in 2005-06 all the schemes identified were surveyed on the directive of Taluka Nazims, their needs were verified. The respective TMOs deputed their lower staff along with Taluka Council members to see the actual position of schemes and later on with mutual consultation between Taluka Nazims respective TMOs and other stake holder were finalized. After the identification of schemes the SDSSP designed annual sector plan format was

adopted and every schemes was measured on as per requirements of the ASP and were finalized for the approval of PSU and Taluka Assemblies in light of the requirement denoted in the ASP.

Planning and Budget Approval Process

After the process of devolution the TMAs have acquired the self-governance status. The SDSSP has further strengthen this process by directly processing funds in TMA account 4. This enables TMA to realized their autonomous standard and utilized their funds with out any political pressure or any other technical issue. These funds directly come to TMA account where these are distributed by Taluka Nazims with mutual consultation of TMOs After the allocation of funds the schemes are identified their PC1 are prepared. After getting the approval of schemes from Taluka council and Technical sanction, administrative approval is released. In year 2004-05 and 2005-06 the steps are strictly followed.

User Experience

While discussing the SDSS program its implementation mechanism following of the TMA functionaries were contacted. There experience regarding program is visible from their comments.

Mr. Muneer Ahmed Mubejo
Taluka Nazim Naushero Feroze.

Q.1. How do you view SDSS Program?

- In broad spectrum this is very positive program and specifically for TMA Naushero Feroze it is highly encouraging. It encourages our system and addresses the basic issues.

Q.2. How do you view the drawing and disbursement process?

- The drawing and disbursing process of SDSSP is very fine, the funds are being directly transfer to TMA account without any obstacle .The funds are kept in the account which is non lapsable this also provide TMA effective monetary control so as to release funds on the scheme at the time of need.

Q.3. How do you feel SDSS Program differs from other Donor supported programs?

- SDSSP has given vast autonomy, which is not in other programs. The SDSSP is a nice program. It has helped the service oriented sector of TMA. Such as drainage, sanitation sectors and water supply.

Q.4. What were the capacity constraints of TMA while preparing Annual Sector Plan?

- There was no such capacity constraints however there were some difficulties which were removed by our staff with the facilitation of LSU, .the task has been accomplished successfully.

Q.5. How far do you think that involvement of elected representatives in planning process is positive change for development?

- It is very positive and with the help of council committee members, we are able to plan schemes as per needs of community and will go in depth to know common people issue/problems.

Q.6. Any other suggestions.

- TMA needs the support and program be continue till the solution of the problems/ issues in Drainage sector, the sectoral planning in sanitation and sewerage be as per genuine day-to-day needs. TMA be provided funds for the mobility of TO I&S and Council committee's members to monitor the implementation of planning of schemes as per PC-I/estimate prepared on the site. And like TMAs, union councils be allocated funds to address their issues also.

Mr.Abdul Haq Korai.
TMO, TMA Moro.

1. How do you view SDSS Program?

- This is very good program and helped TMAs.

2. How do you view the drawing and disbursement process?

- TMA funds directly come in TMA 4 account. We do not have any difficulty in any way.

3. How do you feel SDSS Program differs from other Donor supported programs?

- This program allows TMA to invest in WSS sector, which is our need.

4. Any other suggestions.

- This program be extended to UC level also.

Conclusion

With the facilitation & coordination of LSU with TMAs, in the implementation of SDSS Program has made radical positive change in the provision of basic services . All the activities are performed under participatory approach. This is second time for TMAs and they have improved lot of in comparison to last year in planning as well as in implementation of schemes. It has been observed that the rate of progress is increasing ahead than it was before . It is all result of facilitation/coordination by LSU and unending cooperation from TMAs, which is highly satisfactory.

The LSU is getting new experience with close coordination in day to day working of TMAs and pursue TMAs to follow SDSS Program guidelines and TMAs are following the same. The TMAs as discussed above has remained highly cooperative with SDSS Program and most importantly its compliance with SDSS Program. SDSS Program all the laid rules and procedures were adopted, Conditional ties focused and all procedural formalities were accomplished. The TMAs while in its sectoral planning adopted SMART planning on all issues for proper and better accomplishment.

With the grace of Allah the SDSS Program is equally going well in all TMAs. The step taken for the further progress will remain continue to go head.