

Report on Tranche Condition D (i)

(2nd ADF)

Utilization of Conditional Grants In Accordance with Agreed Eligibility Criteria



Taluka Administration Administrations

TMA – Daulatpur
TMA – Saeedpur
TMA - Nawabshah

Khalid Noor Soomro
Consultant F&G Specialist
Local Support Unit
Nawabshah

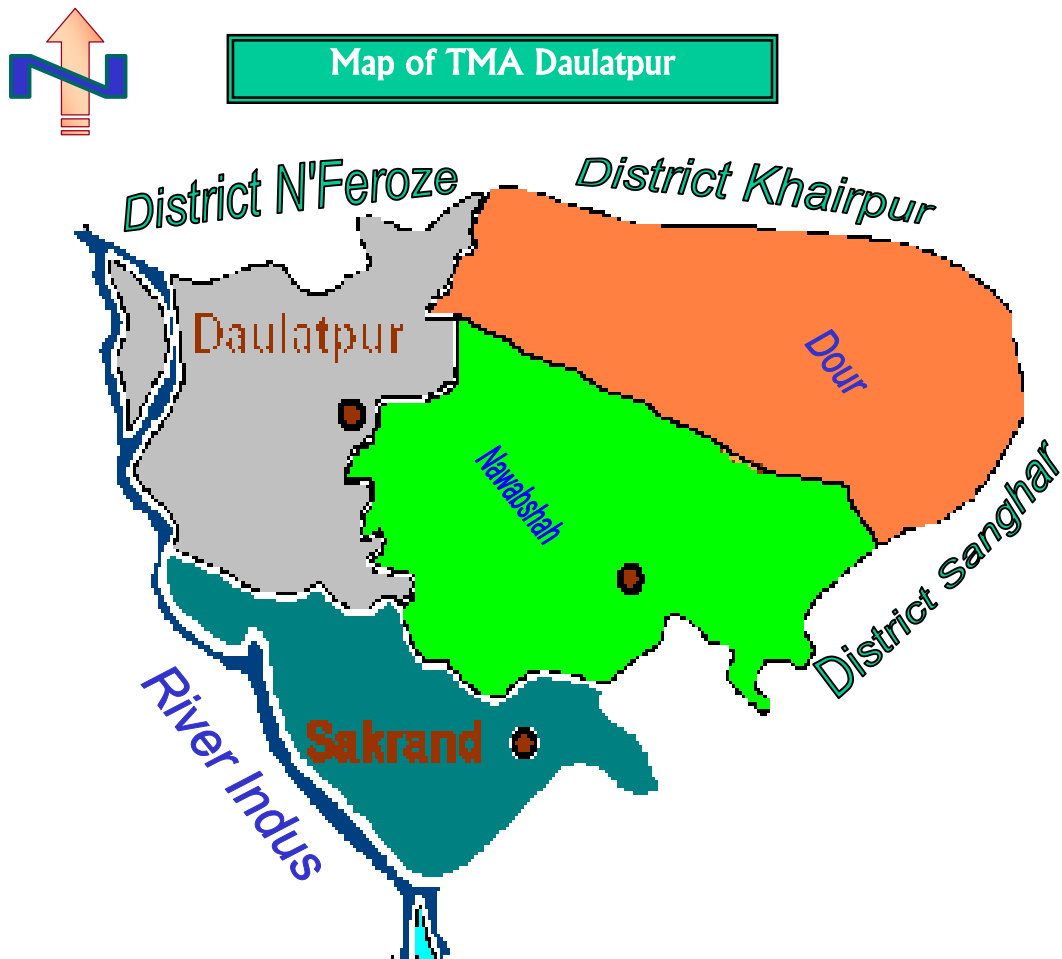
History of Daulatpur

The Taluka Daulatpur is the most important and famous Taluka of District Nawabshah. The River Indus Flows in the West side of the Taluka town Shahpur Jahania, Daulatpur, Nawab Wali Muhammad & Kazi Ahmed. The national high way runs from Shahpur Jahania, Daulatpur & Kazi Ahmed. The half area of the Taluka in the east side along the Rohri Canal is water logged and Salinity Affected and the half of the area is very fertile growing cash crops.

The water quality in most of the areas of the Taluka is sweet expected certain areas in which the water quality is brackish and unportable.

Daulatpur is important town on national high way Daulatpur is 191 mile away from Karachi and 52 miles away from Nawabshah. It is Head Quarter of Taluka Municipal Administration Daulatpur, Various Numbers of Government offices and institutions i-e Hospital, High School, for Girls& Boys and similarly college for Girls and Boys, Post Office Habib Bank, Assistant District Education Offices (Female & Male), Gird Station WAPDA & HESCO Sub Division is working here.

Daulatpur is Developing Major town and trade in Daulatpur is increasing day by day. There is no any shopping Complex, which may fulfill the need of business and trade of town.



Population

The population as per Census 1998 was 246797 persons. The present population up to 2004 has been worked out as 303560 persons based on Census 1998. The projected population for next 15 years i.e.2015 has been worked out 406766 persons.

The T.M.A. consists on 12 Union Councils, out of 12 Union Councils, 3 Nos. U.C,s fall with in urban jurisdiction of Daulatpur and total members of T.M.A. are 18 members. The SDSSP for the year2004-05 & 2005-06 has been carried out satisfactory.

Geographically Daulatpur maintained its sanctity after even the bifurcation of Taluka in Sindh.

Introduction

Water Supply Scheme Daulatpur

Daulatpur Town is located in between two rivers Indus & Rohri Canal due to this fact the aquifer in the area is annually replenished and it is there for there is plentiful portable ground water even at shallow depths and the residents of the city can tap the water with out creating salinity problems to the aquifer. Resident used to extract ground water from shallow depths, but in recent years, because of fear of upper water strata being contaminated depths of wells have been increased.

Although the groundwater at Daulatpur is portable and sufficient to meet the day to day requirements of the city population, however, during last three decades the water supply infrastructure was also been developed in various phases.

The Under ground water is very good, hygienic and therefore totally fit for human consumption. Water Supply Scheme Daulatpur is completed by public Health Engineering Department.

Due to rapid urbanization the town has expended and now includes new Colonies, School, Training Institute and trucking station hence requirement of water has increased.

Work on the scheme was started in January 1995 and it was expected to complete in June 1999. However it is suffered due to shortage of funds. Now funds have been released and almost work of the scheme is complete.

Drainage Scheme Daulatpur

The Drainage and sewer network in Daulatpur consists mainly of open surface drain (nalas) and reinforced concrete underground sewer. Open drains, with some exceptions, constitute the collection drains in lanes and streets, receiving effluent from dwellings. Wastewater is collected into main sewer and flow by gravity into the disposal works. According to information provided by PHED/TMA about 75% of the city area is covered by this network. The remaining 25% disposal of their waste water to septic tanks or tractor trolleys with tanks.

Major elements of the sewer Plan includes the installation of a proper sewerage treatment plant, proper maintenance of the existing underground sewers and upgrading of the open drains and Extension of the sewerage network to cover existing areas not yet covered and new areas proposed by the master plan .

However it is suffered due to stoppage in adequate of funds. Yet not completed due to non-allocation of funds from Government.

Water Supply, Sanitation and Solid Waste Management

The TMA has adopted the procedure as per the requirement of the government the TMA official have submitted before the committee the revised draft of ASP. During the plans initial preparation phase, the community and the civil society organizations (CSO) as well as elected representatives were consulted and their recommendations have been included in this draft. The committee, during the review of the first draft, had made certain remarks and advised some basic modifications, which have also been made part of the ASP.

When the committee have thoroughly reviewed the plan and found it balanced and comprehensive. The schemes identified for taking up in the sector of water and sanitation from both SDSSP and other programs like ADP, MPA grants etc are essential for the development of Taluka. These development initiatives will improve living conditions of the population, decreased poverty and reduce gender imbalance.

After doing the assessment and prioritizing the needs the committee presents the ASP to the Taluka Council for discussion and approval. When the Council accord the permission the TMA officials prepare PC-I and present it to the concern committee for approval

Overall Sub sector –wise Expenditures

Year	Water supply	Sewerage system	Solid waste management	Other	Grand Total (4+7+ 10+13)
	Rev	Rev	Rev	Rev	
1	2	3	4	5	6
2001-2	-	196147	-	11170590	11366764
2002-3	-	220255-	-	15560590	15780845
2003-4	-	148918	-	13818386	13967304
2004-5	-	368114	-	23213563	23581677
Current (estimated) 2005-2006	-	500000	-	67383344	67883344
Total	-	1433461	-	131146473	132579934

Total Number of Water Supply Schemes Completed to Date.

S. No.	Name of Scheme	cost	Funding source	Year completed	Year handed over to the Taluka/ Town
1	2	3	4	5	6
1.	R/W/S Scheme Deh Phullel U.C Shahpur Jahania	Rs. 1.524 mil	Govt of Sindh	6/89	2002
2.	R/W/S Scheme nagar Makan U.C Shahpur Jahania	Rs. 2.553 mil	“	6/90	2002
3.	R/W/S Scheme Kharr U.C Kharr	Rs. 2.280 mil	“	6/96	2002
4.	R/W/S Scheme Marooja U.C Habari	Rs. 2.226 mil	“	6/89	2002
5.	R/W/S Scheme sher Khan Watoo U.C Habri	Rs. 4.394 mil	“	3/98	2002
6.	R/W/S Scheme Jarri U.C Sawari	Rs. 3.150 mil	“	6/93	2002
7.	R/W/S Scheme Kharjani U.C Sawari	Rs. 3.122 mil	“	6/99	2002
8.	R/W/S Scheme Atta Muhammad Dahri U.C Sawari	Rs. 2.103 mil	“	6/99	2002
9.	R/W/S Scheme Manahro U.C Manahro	Rs. 3.995 mil	“	6/99	2002
10.	R/W/S Scheme Nawab Wali Muhammad U.C Ahmed Bughio	Rs. 4.748 mil	“	6/98	2002
11.	R/W/S Scheme Nim U.C Kharr	Rs. 3.905 mil	“	6/2003	2002
12.	U/W/S Scheme Shahpur Jahania U.C Shahpur Jahania	Rs. 9.000 mil	“	6/94	2002
Total (for 2 and 3)		13 Nos.	44.1325 Millions		

Total Number of Sewerage/ Drainage Schemes Completed To-Date

S. No.	Name of Scheme	cost	Funding source	Year completed	Year handed over to the TMA
1	2	3	4	5	6
1.	Liari	2.638	P.H.E.D	93/94	1994
2.	Noor Ahmed Shah	4.96	IDA	98/99	1998
Total (for 2 and 3)		2	7.598		

Monitoring Mechanism

The SDSSP is a program, which addresses the problems of common masses at grass roots level. It has therefore been strived that the Procedure, Planning, Implementation and Utilization should be in Crystallized and Scintillating way.

Taluka Council Monitoring Committee

There are 8 committees each committees have five members. 20% female membership. The committee will monitor the SDSSP activities and will suggest any ideas needed to bring any change which is if public demanded. The detail of committee has been given.

- Monitoring Committee
- Ethic Committee
- Insaf Committee
- Accounts & Finance Committee
- Infrastructure Committee
- Budget Committee
- Education Committee
- Health Committee

SDSSP Schemes 05-06

The Sindh Devolved Social Services Program is aimed to support the service-oriented sectors has focused a lot on Water supply and sanitation sector in Taluka Daulatpur. Before the planning the basic issues of sector were taken on. As per Annual Sector Plan 2004-05 & 2005-06 are as Under.

S. No.	Scheme	UC	Nature*	Cost	Duration	Additional population to be covered
1	2	3	4	5	6	7
1	U/D Scheme Kazi Ahmed	Kazi Ahmed I	Sewerage		2005-06	Villages Partially Covered in the distributed amount among elected representative of the union councils
2	R/D Scheme Village Pubjo	Sawari	Sewerage	1.20		
3	R/D Scheme Village Anguri	Kharr	Sewerage	1.10		
4	R/D Scheme Village Changal Sehto	Saeed Kando	Sewerage	7.00		
5	R/D Scheme Village Abdul Raheem Otho & adjoining Villages	Saeed khando	Sewerage	9.00		
	R/D Scheme Village Jandal Dahri					
6		Kharr	Sewerage	1.00		

SDSSP FY 2004-05 & 2005-06 Schemes

Proposed SDSSP FY 06-07 Schemes

S. No.	Scheme	UC	Nature*	Cost	Duration	Additional population to be covered
1	2	3	4	5	6	7
1.	R/D Scheme Village Khattan Dahri	Daulatpur	Sewerage	Rs. 0.26 Million		Villages Partially Covered in the distributed amount among elected representative of the union councils
2.	Improvement and Extension U/D Scheme Kazi Ahmed Phase II	Kazi Ahmed I & II	Sewerage	Rs. 0.26 Million		

Note: To encourage public private partnership SDSSP allocated 10% share to CBOs/NGOs/VDAs.

Utilization of Year 2004-05-& 2005-06 funds by TMA Daulatpur

Note: TMA Daulatpur almost done more then 50% working progress and due to non payment to contractor the utilization is 31% of Funds.

Revenue from Taluka/ Town's own sources

Item	2004-05 (Actual or Revised)*	2005-06 (Budget Estimate)*
1	2	3
A. Revenues from Water and Sanitation		
Water Fee	-	-
Sewerage Fee	2000	50000
Conservancy Fee	-	-
Total WSS user-charges collected**	2000	50000
B. Revenues from Other Functions		
Building plans approval fee	-	-
Rent on Taluka/ Town property	298390	400000
Property Tax	-	-
Tax on transfer of immovable property	-	-
Market fee	142703	250000
Cattle piri fee***	-	-
Total Receipts (A+B)	443093	700000

The allocation of funds, the schemes was identified and their PC1 was prepared. After the approval of schemes from Taluka Council Committee (TCC). In year 2004-05 & 2005-06 the steps are strictly followed. The copies of council approval, administrative approval, and tenders are as annexure.

Conclusion

After the establishment of Local Support Unit Office the coordination with TMA Daulatpur in the implementation of SDSS Program has been increased. The LSU with its establishment binded it's self to follow SDSS Program guidelines and. SDSS Program rules were adopted Conditional ties focused and al procedural formalities were accomplished. The TMA Daulatpur while in its sectoral planning heeded on following issues for proper and good accomplishment.

- The TMAS only utilized funds in water supply and sanitation sector.
- As per criteria no scheme was above than 5.7 million.
- No luxury items were purchased.
- Pro poor areas were focused.
- The TMA followed planning, budgeting and approval process.

Abiding the whole process in-fact adherence to MoU signed between TMAs and Government of Sindh.

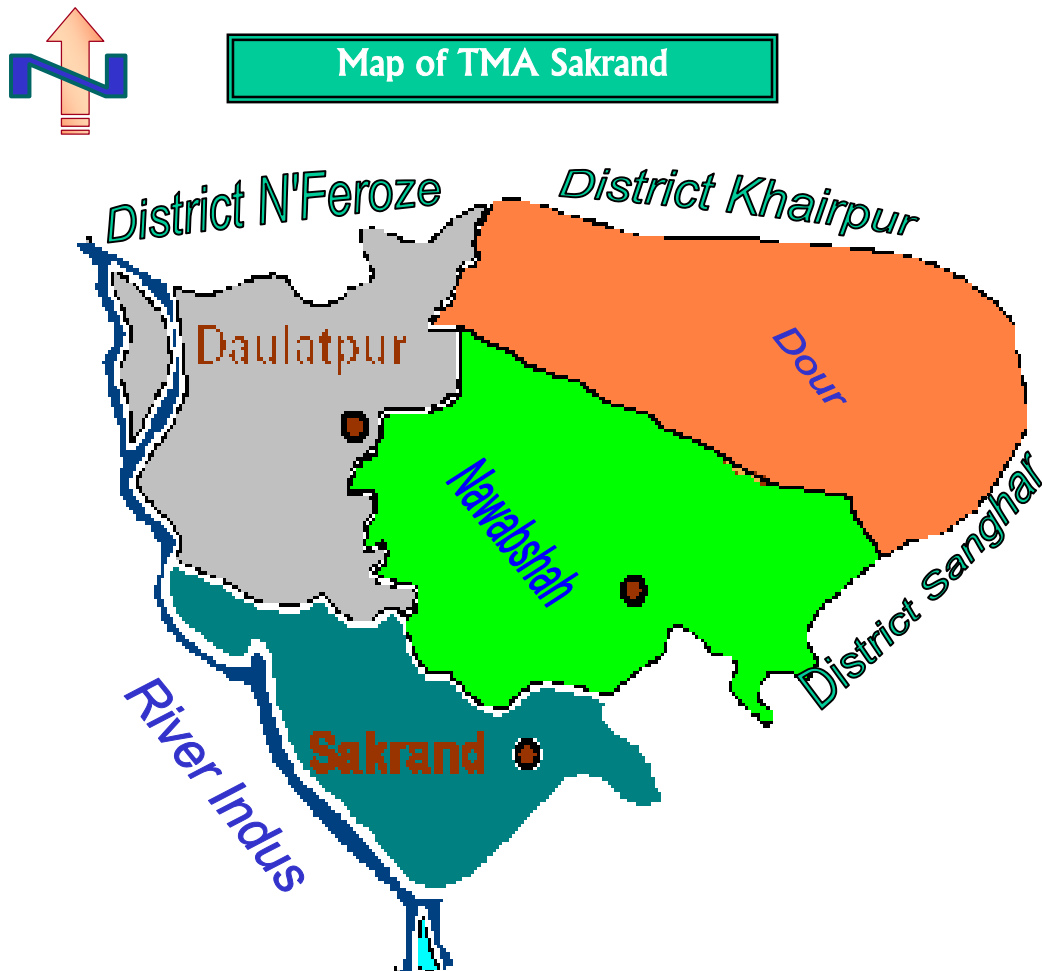
Enclosed annexure with hard copies

- MoU of the TMA
- Taluka Council Resolution
- SDSSP conditional Grant release order.
- Inventory of TMAs Schemes /Units.
- Sample of approved PC1.
- Sample of Administrative approval/ financial approval.
- Sample of tender notice/ news paper cutting/ biding documents.
- List of documents reviewed by T.C.M.C.
- List of facility/ unit visited by TCMC

History of Sakrand

Sakrand town is one of the most important Town of District Government Nawabshah. Most fertile lands with main crops of Bananas surrounded the Town, wheat & sugarcane. The Town is connected with national High way. The Town is increasing from its all corners due to migration of peoples from rural areas. In Taluka Sakrand besides other Government Offices of Taluka level, Govt College (Boys, Girls). Agriculture Training Institute, Cotton & wheat Research institutes and other important Schools have been established which have increasing the importance of town resulting increase in the populations and the demand of basic necessities such as improvement of water & Drainage, Road network, electricity etc.

Sakrand is situated at 18 km on South West side of Nawabshah. The town linked Nawabshah with National Highway.



Population

The population as per Census 1998 was 27056 persons. The present population upto 2004 has been worked out as 37210 persons based on Census 1998. The projected population for next 10 years i.e.2015 has been worked out 51252 persons.

The T.M.A. consists on 12 Union Councils, out of 12 Union Councils, Two U.C, s fall with in urban jurisdiction of Sakrand and total members of T.M.A. are 19 members.

The SDSSP for the year2004-05 & 2005-2006 has been carried out satisfactory. Geographically Sakrand maintained its sanctity and one of the oldest Talukas of District as well as Sindh.

Introduction

Water Supply Scheme Sakrand

Sakrand Town is located in a zone where under ground water is very good, hygienic and therefore totally fit for human consumption. The work on scheme of water supply Sakrand was approved by Govt of Sindh started in 1979 at the cost of Rs. 3.169 millions and completed in 1984. After completion of scheme the total supply of portable water to the town has become 0.452 Million Gallons per Day (MGD) at the rate 20 GL per Head/ per day to serve the population of 22600 persons present water supply based on tube wells source.

At present the water supply scheme is functioning satisfactory and covers the area of Mehran Colony, Leela Abad, Station Road, Khanzada Mohalla, and Old Sakrand. And other various Housing Schemes run in, The Town and Taluka come under the sweet water zone. Most of the peoples rely on sweet water for drinking from hand pumps as well as individual deep well pumps.

Drainage Scheme Sakrand

The work on Urban Drainage Scheme Sakrand Phase 1 was approved by Govt of Sindh during 1980 and was completed at the cost of Rs. 7.703 Million. During 1989-90 for the projected population of 25000 souls to dispose off 0.40 MGD sullage water under the scope of Scheme.

T.M.A had improve the existing sewer lines from own resource as well as Shaheed Colony sewer line from KPP funds of district Government Nawabshah at present the district Government Nawabshah has approved the scheme for extension and improvement in drainage system of Sakrand Town from district ADP funds amounting Rs. 19.800 millions year 2004-05 and improvement work is in progress. In this scheme a new mini disposal work at Zauner Colony has been proposed and also treated water of oxidation pond will be pumped out to forest through 12-inch dia rising main.

Water Supply, Sanitation and Solid Waste Management

T.M.A has un sufficient staff in the sanitation sector and machinery like as Tractor Trolleys and other tools and Equipments are not available for providing better Service to the Peoples of town.

The TMA has adopted the procedure as per the requirement of the government the TMA official have submitted before the committee the revised draft of ASP. During the plans initial preparation phase, the community and the civil society organizations as well as elected representatives were consulted and their recommendations have been included in this draft. The committee, during the review of the first draft, had made certain remarks and advised some basic modifications, which have also been made part of the ASP.

When the committee have thoroughly reviewed the plan and found it balanced and comprehensive. The schemes identified for taking up in the sector of water and sanitation from both SDSSP and other programs like ADP, MPA grants etc are essential for the development of Taluka. These development initiatives will improve living conditions of the population, decreased poverty and reduce gender imbalance.

After doing the assessment and prioritizing the needs the committee presents the ASP to the Taluka Council for discussion and approval. When the Council accords the permission the TMA officials prepare PC-I and present it to the concern committee for approval

Overall Sub sector –wise Expenditures

Year	Water supply	Sewerage system	Solid waste management	Other	Grand Total (4+7+ 10+13)
	Rev	Rev	Rev	Rev	
1	2	3	4	5	6
2001-2	657090	498763	3192344	3447170	77,95,367
2002-3	1118049	362157	3544740	4307859	93,32,805
2003-4	1326193	977593	3607606	4244709	1,01,56,101
2004-5	1738803	385639	4507955	22915208	2,95,47,605
Current (estimated) 2005-2006	20,00,000	5,00,000	55,00,000	5,58,71,972	6,38,71,972
Total	6840135	2724152	20352645	90786918	12,07,03,850

Total Number Of Water Supply Schemes Completed to Date.

S. No.	Name of Scheme	cost	Funding source	Year completed	Year handed over to the Taluka/ Town
1	2	3	4	5	6
1.	Muhammad Khan Magsi	Rs. 1.235 mil	P.H.E. Deptt;	6/89	2003
2.	Hassan Jamali	Rs. 2.457 mil	“	6/94	2003
3.	Bakhshoo Magsi	Rs. 2.886 mil	“	6/89	2003
4.		Rs. 2.207 mil	“	6/94	2003
Total (for 2 and 3)	4 Nos.	8.785 Millions			

Total Number Of Sewerage/ Drainage Schemes Completed To-Date

S. No.	Name of Scheme	cost	Funding source	Year completed	Year handed over to the TMA
1	2	3	4	5	6
1.	D/S Mehrabpur Villege	3.758	P.H.E.D	6/94	1/2003
2.	D/S Mari Jalbani	11.665	P.H.E.D	6/2000	
3.	D/S Mari Sabki	2.796	P.H.E.D	6/94	
4.	D/S Majeed Keerio	2.473	P.H.E.D	6/89	
5.	D/S Haji Keerio	3.7649	IDA	6/96	
6.	D/S Bakhshoo Magsi	3.420	P.H.E.D	6/94	
7.	M. Khan Magsi	3.233	P.H.E.D	6/94	
8.	Mir Khan Lagari	2.918	P.H.E.D	6/92	
9.	New Batho	2.414	P.H.E.D	6/93	
10.	Talli	3.253	IDA	6/92	
11.	Sand Keerio	3.4419	IDA	12/97	
12.	Esso Keerio	2.525	IDA	12/96	
13.	M. Ibrahim Dasti	2.995	IDA	10/96	
14.	Khadar	3.075	P.H.E.D	6/95	
15.	Punoon Jamali	1.852	P.H.E.D	6/94	
16.	Sahib Khan Jamali	1.866	P.H.E.D	6/94	
17.	Karam Khan Jamali	2.480	P.H.E.D	6/94	
18.	Hasan Jamali	3.361	P.H.E.D	6/96	
19.	Mehar Ali Jamali	2.020	P.H.E.D	6/88	
20.	Main Shoro	3.542	P.H.E.D	6/95	
21.	Khabar Lakhmir	3.029	P.H.E.D	6/95	
22.	Umer Bodleja	3.253	P.H.E.D	6/92	
23.	Nathoo Keerio	3.802	P.H.E.D	6/97	
24.	Satpuri	2.338	P.H.E.D	6/94	
25.	Dalel Dero	3.900	P.H.E.D	6/98	
26.	Dino Shah	3.029	P.H.E.D	6/95	
27.	Nebahlo Bhoora	2.749	P.H.E.D	6/95	
Total (for 2 and 3)	29	98.3055			

Monitoring Mechanism

The SDSSP is a program, which addresses the problems of common masses at grass roots level. It has therefore been strived that the Procedure, Planning, Implementation and Utilization should be in Crystallized and Scintillating way.

Taluka Council Monitoring Committee.

There are 9 committees each committees have five members. 20% female membership. The committee will monitor the SDSSP activities and will suggest any ideas needed to bring any change which is if public demanded. The detail of committee has been given.

- Monitoring Committee
- Ethic Committee
- Insaf Committee
- Accounts & Finance Committee
- Infrastructure Committee
- Regulation Committee
- Budget & Planning Committee
- Education Committee
- Health Committee

SDSSP Schemes 05-06

The Sindh Devolved Social Services Program is aimed to support the service-oriented sectors has focused a lot on Water supply and sanitation sector in Taluka Sakrand. Before the planning the basic issues of sector were taken on. As per Annual Sector Plan 2005-06 & 2006-07 are as under.

SDSSP FY 05-06 Schemes

S. No.	Scheme	UC	Nature*	Cost	Duration	Additional population to be covered
1	2	3	4	5	6	7
1.	Village Nasser Mohammad Unar	Mahrabpur	Drainage / Sewerage	1.200 (Mil)	2005-06	Villages Partially Covered in the distributed amount among elected representative of the union councils
2.	Village Golo Daheri	Bhoora	D/S			
3.	Village Bhawal Marre	Bhoora	D/S	1.000		
4.	Village Roshan abad	Bhoora	D/S	0.400		
5.	Village Punhoon Gudaro		D/S	0.500		
	Village Mushakh	Guhram	D/S	0.500		
6.	Village Palau Delaware	Murree	D/S	0.250		
7.	Bhutto	Hamal Faqir	D/S	0.300		
8.	Village Behram Rind	Khadar	D/S	0.250		
9.	Village Kumb Leema	Kumb Leema	D/S	0.250		
10.	Village Rahimoon Kerio	Marvi	D/S	1.200		
11.	Village Nehal Lashari	UC 2 Sakrand	D/S	0.500		
12.	Village Awiz Unar	UC 2 Sakrand	D/S	0.400		
	Azeem Colony, sakrand	UC 1 Sakrand		0.250		
	Extension in Darainage Schemes in village		D/S			
13.	Village Karam Jamali	Karam Jamali	D/S	0.250		
14.	Village Sahib Khan Jalalani	Pir Zakri	D/S	0.400		
15.	Village Bukhsho Magsi	Marvi	D/S	0.500		
16.	Village Sat Puri	Dalil Dero	D/S	0.500		
17.	Village Mohammad Khan Magsi	Hamal Faqir		0.350		
18.	Providing Belarus Tractor i/c accessories for TMA Sanitation					

Proposed SDSSP FY 06-07 Schemes

S. No.	Scheme	UC	Nature*	Cost	Duration	Additional population to be covered
1	2	3	4	5	6	7
1.	Village Ali Mohammad Unar	Bhoora	Drainage / Sewerage	0.800(Mil)	2005-06	Villages Partially Covered in the distributed amount among elected representative of the union councils
	Extension in Drainage Schemes in village					
2.	Extension of D/S Village Golo Daheri	Bhoora	D/S	1.000		
3.	D/S Village Mir Muhammad/ Allah Warayo Lakho	GuhramMurree	D/S	1.200		
4.	D/S in Village Mushakh	GuhramMurree	D/S	0.800		

Note: To encourage public private partnership SDSSP allocated 10% share to CBOs/NGOs/VDAs.

Utilization of Last Years 2005-06 funds by TMA Sakrand

S. NO.	Name of Scheme	Start Date	Approved Amount (Million)	Funds utilized	Physical Progress (%)	Remarks
1	WATER SUPPLY	NIL	NIL	NIL	NIL	
2	SWEREGE & DRAINAGE					
1	Construction of surface drains & disposal in Village Nasser Mohammad Unar	9/2006	12,00,000	5,62,389	48%	Work in progress
2	Construction of surface drains & disposal in Village Golo Daheri	9/2006	10,00,000	NIL		
3	Construction of surface drains & disposal in Village Bhawal Marre	9/2006	4,00,000	2,13,240	53%	Work in Progress
4	Construction of surface drains & disposal in Village Roshan abad	9/2006	5,00,000	NIL		
5	Construction of surface drains & disposal in Village Punhoon Gudaro	9/2006	5,00,000	4,92,692	98%	Work in progress
6	Construction of surface drains & disposal in Village Mushakh	9/2006	2,50,000	2,51,261	100%	Work completed
7	Construction of surface drains & disposal in Village Palau Delaware Bhutto	9/2006	3,00,000	2,31,814	77%	Work in progress
8	Construction of surface drains & disposal in Village Behram Rind	9/2006	2,50,000	2,04,947	82%	Work in progress
9	Construction of surface drains & disposal in Village Kumb Leema	9/2006	2,50,000	2,30,132	92%	Work in progress
10	Construction of surface drains & disposal in Village Rahimoon Kerio	9/2006	12,00,000	Nil		
11	Construction of surface drains & disposal in Village Nehal Lashari	9/2006	5,00,000	4,25,127	85%	Work in progress
12	Construction of surface drains & disposal in Mir Awiz Unar	9/2006	4,00,000	3,73,858	93%	Work in progress

13	Construction of surface drains & disposal in Azeem Colony, sakrand	9/2006	2,50,000	NIL		
14	Extension of Drainage Schemes in Village Karam Jamali	9/2006	2,50,000	1,63,772	65%	Work in progress
15	Extension of Drainage Schemes in Village Sahib Khan Jalalani	9/2006	5,00,000	3,99,577	100%	Work Completed
16	Extension of Drainage Schemes in Village Bukhsho Magsi	9/2006	5,00,000	NIL		
17	Extension of Drainage Schemes in Village Sat Puri	9/2006	5,00,000	2,39,100	48%	Work in progress
18	Extension of Drainage Schemes in Village Mohammad Khan Magsi	9/2006	3,50,000	3,42,371	98%	Work in progress
3	SOLID WASTE MANAGEMENT	NIL	1.600	NIL-	NIL	
a	Providing Belarus Tractor i/c accessories for TMA Sanitation		1.600			Work order issued.
TOTAL AMOUNT UTILIZED			5.200	52.000	100%	

Revenue from Taluka/ Town's own sources

Item	2004-05 (Actual or Revised)*	2005-06 (Budget Estimate)*
1	2	3
<i>A. Revenues from Water and Sanitation</i>		
Water Fee	80,535	1,50,000
Sewerage Fee	-	-
Conservancy Fee	26,170	3,00,000
Total WSS user-charges collected**	1,06,705	4,50,000
<i>B. Revenues from Other Functions</i>	40,67,330	
Building plans approval fee	31,410	50,000
Rent on Taluka/ Town property	5,71,344	6,00,000
Property Tax	-	-
Tax on transfer of immovable property	-	-
Market fee	-	-
Cattle piri fee***	-	-
Total Receipts (A+B)	47,76,789	11,00,000

The allocation of funds the schemes are identified there PC1 are prepared. After the approval of schemes from Taluka Council Committee (TCC). In year 2005-06 the steps are strictly followed. The copies of council approval, administrative approval, and tenders are as annexure.

Conclusion

The establishment of Local Support Unit the coordination with TMA Sakrand in the implementation of SDSS Program has been increased. The LSU with its establishment binded it's self to follow SDSS Program guidelines and. SDSS Program rules were adopted Conditional ties focused and al procedural formalities were accomplished. The TMA Sakrand while in its sectoral planning heeded on following issues for proper and good accomplishment.

- The TMAS only utilized funds in water supply and sanitation sector.
- As per criteria no scheme was above than 5.7 million.
- No luxury items were purchased.
- Pro poor areas were focused.
- The TMA followed planning, budgeting and approval process.

Abiding the whole process in-fact adherence to MoU signed between TMAs and Government of Sindh.

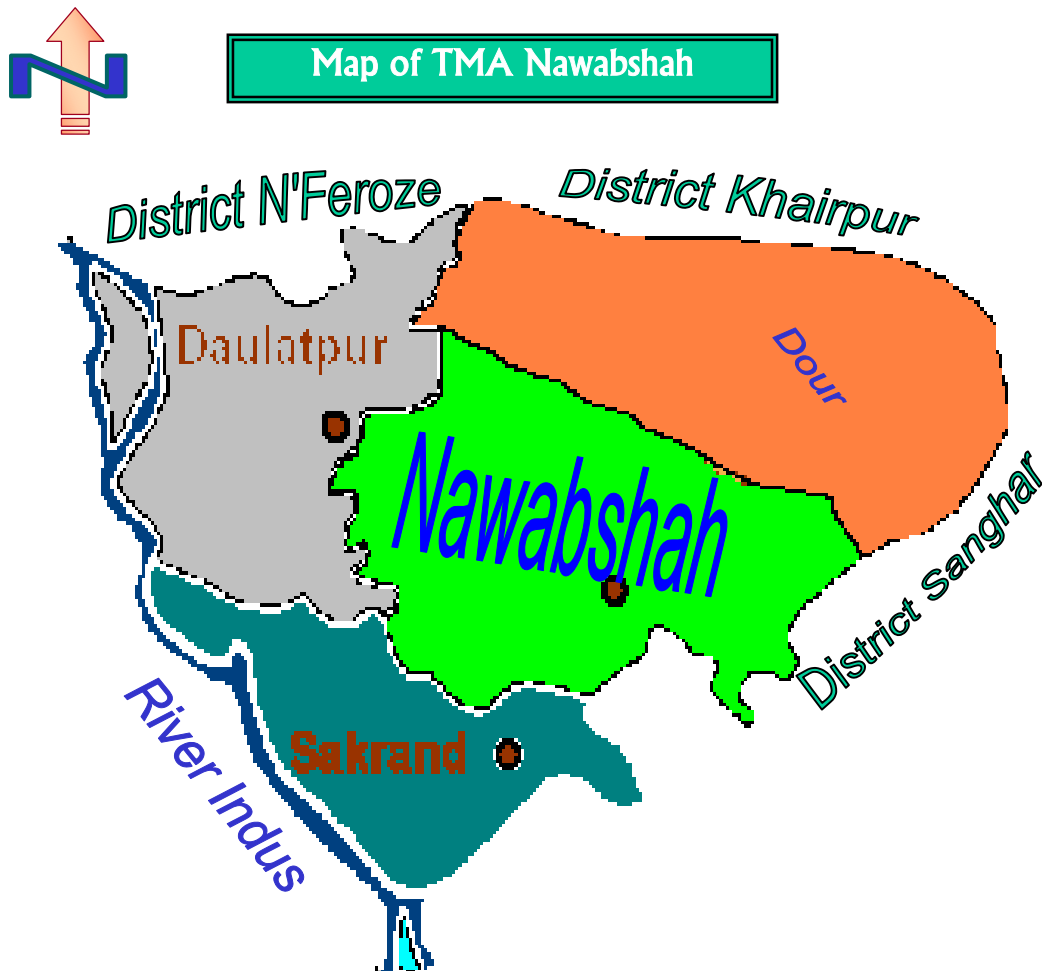
Enclosed annexure with hard copies

- MoU of the TMA
- Taluka Council Resolution
- SDSSP conditional Grant release order.
- Inventory of TMAs Schemes /Units.
- Sample of approved PC1.
- Sample of Administrative approval/ financial approval.
- Sample of tender notice/ news paper cutting/ biding documents..
- List of documents reviewed by T.C.M.C.
- List of facility/ unit visited by T.C.M.C

History of Nawabshah

Nawabshah town is Head Quarter of District Government Nawabshah. It is situated at 298 km on North side of Karachi. The town is linked with National Highway with metalled road via Sakrand & Kazi Ahmed. The town is increasing from its all concerns due to migration of people from rural areas. Besides other offices of District Government various other Educational institution such as Quaid-e-Awam University of Engineering & Science & Technology Nawabshah, Nawabshah Medical College_ Nawabshah and other importance of town resulting in abrupt increase in the population & increase in the demand of basic necessities such as improvement of water supply, sewerage & drainage, road network and electricity etc.

The town is surrounded by most fertile land with main crops of cotton, Wheat, Banana and sugarcane, there is a sugar mill named Habib Sugar Mills Nawabshah



Population

The population as per Census 1998 was 189244 persons. The present population up to 2004 has been worked out as 235041 persons based on Census 1998. The projected population for next 16 years i.e.2020 has been worked out 418843 persons.

The T.M.A. consists on 13 Union Councils, out of 13 Union Councils, 9 Nos. U.C,s fall with in Urban jurisdiction of Nawabshah and total members of T.M.A. are 19 members. The SDSSP for the year2004-2005 has been carried out satisfactory.

Geographically Nawabshah maintained its sanctity after even the bifurcation of Taluka in Sindh. Its geographical sanctity has brought it in the status of one of the largest

Introduction

Water Supply Scheme Nawabshah

Nawabshah Town is located in a zone where under ground water is very brackish, unhygienic and therefore totally unfit for human consumption. The work on scheme of water supply Nawabshah was started in 1971 and completed in 1974-75 as per phase – 1 supplying 0.680 Million Gallons per Day (MGD) of filtered water, which was improved and extended as per phase-11 & phase –111 of Urban Water Supply Scheme Nawabshah by public Health Engineering Department up to year 1991 supplying 5.0 MGD of filtered settled and tubewell water for 155000 population/projective in Urban water supply scheme phase-111 up to year 1991.Due to rapid urbanization the town has expended and now includes new Colonies, public School, Teachers Training Institute and trucking station hence requirement of water has increased. The Governments of Sindh has approved Nawabshah Water Supply Scheme Phase-1V costing Rs.99.510 Million during 1994. The source of water of the scheme is Rohri Canal. The scheme is designed to Supply 2.9 MGD water in addition to existing 5.00 MGD for the population of 2,510 people up to the year2004at a rate of the 30 gallons per head per day.

Work on the scheme was started in January 1995 and it was expected to complete in June 1999. However it is suffered due to shortage of funds. Now funds have been released and almost work of the scheme is complete.

The up to date expenditure up to 3/2006 is Rs. 104.895 Million.

Drainage Scheme Nawabshah

The work on Drainage Scheme Nawabshah was started in 1974-75 as per phase-1 and was completed at the cost of Rs. 19.859 Million. During 1983-84 for the projected population of 1,10, 000 souls to dispose off 2.0 MGD sullage water.

Drainage Scheme phase-11 was started in 1983- 84 and was completed during the year 1991-92 with completion cost of Rs. 18.441 Million to dispose off 4.0 MGD sullage water for the projected population of 1,33,000 souls. Due to rapid urbanization the town has been expanded and now included new colonies, hence the Urban Drainage Scheme phase-111 was initiated. The Government of Sindh has approved Drainage Scheme phase-111 costing to Rs.94.585 Million during 1994 -95. The Scheme is designed to dispose off 1.780 MGD sullage water for the projected population of 74200 people up to the year 2010. Work on the scheme was started in May 1994 and was expected to be completed 1994. However it is suffered due to stoppage in adequate of funds. Yet not completed due to non-allocation of funds from Govt. since 2001. The upto-dated expenditure up to 3/2006 Rs. 69.5213 Million (102%). The SDSSP the year 20004-2005 has already been carried out for an amount to Rs. 8.906 Million.

Water Supply, Sanitation and Solid Waste Management

The TMA has adopted the procedure as per the requirement of the government the TMA official have submitted before the committee the revised draft of ASP. During the plans initial preparation phase, the community and the civil society organizations as well as elected representatives were consulted and their recommendations have been included in this draft. The committee, during the review of the first draft, had made certain remarks and advised some basic modifications, which have also been made part of the ASP.

When the committee have thoroughly reviewed the plan and found it balanced and comprehensive. The schemes identified for taking up in the sector of water and sanitation from both SDSSP and other programs like ADP, MPA grants etc are essential for the development of Taluka. These development initiatives will improve living conditions of the population, decreased poverty and reduce gender imbalance.

After doing the assessment and prioritizing the needs the committee presents the ASP to the Taluka Council for discussion and approval. When the Council accords the permission the TMA officials prepare PC-I and present it to the concern committee for approval

Overall Sub sector –wise Expenditures

Year	Water supply	Sewerage system	Solid waste management	Other	Grand Total (4+7+ 10+13)
	Rev	Rev	Rev	Rev	
1	2	3	4	5	6
2001-2	1311792	45680	NIL	18631981	19989453
2002-3	1220812	47685	NIL	18517581	19786078
2003-4	637700	171223	NIL	27006953	27815876
2004-5	1388100	228898	NIL	19587178	21204176
Current (estimated) 2005-2006	2000000	375000	131000	35777000	38283000
Total	6558404	868486	131000	119520693	127078583

Total Number of Water Supply Schemes Completed To Date

S. No.	Name of Scheme	cost	Funding source	Year completed	Year handed over to the Taluka/ Town
1	2	3	4	5	6
1.	Fakir jee khoi	Rs.2.880 Million	P.H.E.	6/95	4/99
2.	Mirza Ali Hassan Baig	Rs.2.319 Million	Deptt;	6/92	5/99
3.	Nasrullah Brohi	Rs. 4.274 Million	“	12/98	9/99
4.	Peero Lakhmir	Rs.2.321 Million	“	6/92	1/99
5.	Pir Bux Hot	Rs.2.552 Million	“	6/96	2/99
6.	Qurban Shaeed Rind	Rs.2.079 Million	“	6/93	5/99
7.	Syed Khair Shah	Rs.2.880 Million	“	6/89	11/02
Total (for 2 and 3)		7 Nos.	19.305 Million		

Total Number of Sewerage / Drainage Schemes Completed to date

S. No.	Name of Scheme	cost	Funding source	Year completed	Year handed over to the TMA
1	2	3	4	5	6
1.	Khair Shah	2.752	P.H.E.D	6/1988	1/2003
2.	Pir Bux Hot	3.4779	P.H.E.D	6/1999	
Total (for 2 and 3)	02	6.2299			

Monitoring Mechanism

The SDSSP is a program, which addresses the problems of common masses at grass roots level. It has therefore been strived that the procedure, planning, implementation and utilization should be in crystallized and scintillating way.

Taluka Council Monitoring Committee

There are 19 committees each committees have five members. 10% female membership. The committee will monitor the SDSSP activities and will suggest any ideas needed to bring any change which is if public demanded. The detail of committee has been given.

- Monitoring Committee
- Ethic Committee
- Insaf Committee
- Accounts & Finance Committee
- Infrastructure Committee
- Regulation Committee
- Planning Committee
- Education Committee
- Quality Control Committee
- Agriculture Committee
- Irrigation Committee

- Encroachment Committee
- Sports & Culture Committee
- Transport Committee
- Health Committee
- Religious Committee
- Literature Committee
- Coordination Committee
- Women Welfare Committee

SDSSP Schemes 2005-06.

SDSSP FY 05-06 Schemes

The Sindh Devolved Social Services Program is aimed to support the service-oriented sectors has focused a lot on Water supply and sanitation sector in Taluka Nawabshah. Before the planning the basic issues of sector were taken on. As per Annual Sector Plan 2005-06 are as under.

S. No.	Scheme	UC	Nature*	Cost	Duration	Additional population to be covered
1	2	3	4	4	6	7
1	R.C.C Sewer 12" Dia	UC-1 Nawabshah	Sewerage	0.10	2005-06	Villages Partially Covered in the distributed amount among elected representative of the union councils
2	R.C.C Sewer 12" Dia	UC-2 Nawabshah	Sewerage	0.08		
3	R.C.C Sewer 12" Dia	UC-3 Nawabshah	Sewerage	0.08		
4	R.C.C Sewer 12" Dia	UC-4 Nawabshah	Sewerage	0.08		
5	R.C.C Sewer 12" Dia	UC-5 Nawabshah	Sewerage	0.08		
6	R.C.C Sewer 12" Dia	UC-6 Nawabshah	Sewerage	0.08		
7	R.C.C Sewer 12" Dia	UC-7 Nawabshah	Sewerage	0.08		
8	R.C.C Sewer 12" Dia	UC-8 Nawabshah	Sewerage	0.08		
9	R.C.C Sewer 12" Dia	UC-9 Nawabshah	Sewerage	0.08		
10	Construction of Surface Drain i/c brick pavement.	UC- Chanessar 1,11, Ghandtar & Khair Shah		0.70		

11	Providing Tractors i/c Hydraulic Trolley & Loader 3 Sets			2.40		
----	----------------------------------------------------------	--	--	------	--	--

Proposed SDSSP FY 06-07 Schemes

S. No.	Scheme	UC	Nature*	Cost	Duration	Additional population to be covered
1	2	3	4	5	6	7
1.	R.C.C Sewer 12" Dia	UC-1 Nawabshah	Drainage	Rs.0.400(M)	Upto 06/07	Villages Partially Covered in the distributed amount among elected representative of the union councils
2.	R.C.C Sewer 12" Dia	UC-2 Nawabshah	Drainage	Rs.0.400		
3.	R.C.C Sewer 12" Dia	UC-3 Nawabshah	Drainage	Rs.0.500		
4.	R.C.C Sewer 12" Dia	UC-4 Nawabshah	Drainage	Rs.0.500		
5.	R.C.C Sewer 12" Dia	UC-5 Nawabshah	Drainage	Rs.0.400		
6.	R.C.C Sewer 12" Dia	UC-6 Nawabshah	Drainage	Rs.0.400		
7.	R.C.C Sewer 12" Dia	UC-7 Nawabshah	Drainage	Rs.0.400		
8.	R.C.C Sewer 12" Dia	UC-8 Nawabshah	Drainage	Rs.0.400		
9.	R.C.C Sewer 12" Dia	UC-9 Nawabshah	Drainage	Rs.0.400		

Note: To encourage public private partnership SDSSP allocated 10% share to CBOs / NGOs / VDAs.

Utilization of Current Year 2005-06 funds by TMA Nawabshah.

S. No.	Name of Scheme	Start Date	Approved Amount (Million)	Funds utilized	Physical Progress (%)	Remarks
1	WATER SUPPLY	NIL	NIL	NIL	NIL	NIL
2	SWEREGE & DRAINAGE	29-6-2006	0.7017	0.6972	100%	Work completed
A	RCC Sewerage 12" dia in U.C no # 1 to 9	29.06.2006	0.7017	0.6972	100%	Work completed
B	Construction of surface drains i/c bricks pavement in U. C Channaser 1-2, Khair shah & Ghandtar	29.06.2006	0.7120	0.342329	48%	Work is in Progress
3	SOLID WASTE MANAGEMENT	29.06.2006	2.400	NIL-	NIL	NIL
	Supplying of Tractors I/C Trolley & Loaders	Not Start	2.400	NIL-	NIL	Work in Progress
TOTAL AMOUNT UTILIZED			3.8000	1.039490	74%	

Revenue from Taluka/ Town's own sources

Item	2004-05 (Actual or Revised)*	2005-06 (Budget Estimate)*
1	2	3
<i>A. Revenues from Water and Sanitation</i>		
Water Fee	1388100	2000000
Sewerage Fee	228898	375000
Conservancy Fee	-	131000
Total WSS user-charges collected**	1616998	2506000
<i>B. Revenues from Other Functions</i>		
Building plans approval fee	700997	6000000
Rent on Taluka/ Town property	1435816	4608000
Property Tax	2922132	5000000
Tax on transfer of immovable property	-	-
Market fee	-	-
Cattle piri fee***	5460000	500000
Total Receipts (A+B)	12135943	13214000

The allocation of funds the schemes are identified their PC1 are prepared. After the approval of schemes from Taluka Council Committee (TCC). In year 2005-06 the steps are strictly followed. The copies of council approval, administrative approval, and tenders are as annexure .

Conclusion

After the establishment of Local Support Unit the coordination with TMA Nawabshah in the implementation of SDSS Program has been increased. The LSU with its establishment binded it's self to follow SDSS Program guidelines and. SDSS Program rules were adopted Conditional ties focused and al procedural formalities were accomplished. The TMA Nawabshah while in its sectoral planning heeded on following issues for proper and good accomplishment.

- The TMAS only utilized funds in water supply and sanitation sector.
- As per criteria no scheme was above than 5.7 million.
- No luxury items were purchased.
- Pro poor areas were focused.
- The TMA followed planning, budgeting and approval process.

Abiding the whole process in-fact adherence to MoU signed between TMAs and Government of Sindh.

Enclosed annexure with hard copies

- MoU of the TMA
- Taluka Council Resolution
- SDSSP conditional Grant release order.
- Inventory of TMAs Schemes /Units.
- Sample of approved PC1.
- Sample of Administrative approval/ financial approval.
- Sample of tender notice/ news paper cutting/ bidding documents..
- List of documents reviewed by T.C.M.C.
- List of facility/ unit visited by TCMC