

Report on Tranche Condition D (i)

(2nd ADF)

**Utilization of Conditional Grants
in Accordance with
Agreed Eligibility Criteria**



Taluka Municipal Administrations

**TMA – Kunri
TMA – Pitharo
TMA – Samaro
TMA – Umerkot**

**Hidayat-un-Nissa Narejo
Consultant F&G Specialist
Local Support Unit
Thatta**

History of the District

Umerkot District remained a part of former Tharparkar district and as such in history is akin to the history of Tharparkar in particular and to the history of lower Sindh in general.

Umerkot means the fort of Umer or of the Sumera and tradition ascribes as founding to Jam Umer, the first king of the Sumeras. Its historical importance is due to its position on the main route to Sindh from eastward. Through this town Akber when emperor marched in 1591 to conquer Sindh. In 1813 Umerkot was captured by the Talpur Mirs from the Raja of Jodhpur (India), in whose possession it had been for some time and after their in 1843 it passed to the British. Umerkot was the headquarter during the dynasty of Talpur, Kalhoras and Rajput 's and was the important city in the Kolhora period.

Umerkot is very famous at world level the love story of Umer & Marvi and the historical Fort (Umer Jo Kot). It has the birthplace of Akber the famous Mughal emperor. Love story Moomal Rano also belongs to the District Umerkot as well. Umerkot is very famous at world level because of its sandy hills and it is very much attractive place for the tourist during the rainy season.

No heed paid on the historical places as alive the culture and historical places. It is humbly submitted that the sites of Umerkot just need our attention for research and bringing their historical importance among masses globally.

District Umerkot is mostly dominated by the devotees (MUREED) of Pir Perpaghara.

Umerkot occupies unique place in the socio culture of the Indus valley civilization. It is one of the District, that boundaries are touched to the very big desert of Thar.

First time Umerkot was created independent District in 1993. Before it was the Tehsil/Taluka of District Mirpurkhas. But due to Political crises District Umerkot was abolished in 2000 and merged into the District Mirpurkhas as a Tehsil.

After some time like mind and social activist of the Umerkot realized that they are not getting a benefit as Tehsil in the context of development schemes, education, jobs and other sectors. Therefore, they had started agitation for the independent District and successfully, Umerkot again restored as District in December 2004.

The Municipality in the town was established in 1860.

Geographically Location / Conditions

The chief town and District headquarters is situated in 25-22 north latitudes and 69-47 east longitudes. It lies on the confines of the sand hill forming the eastern desert. It is at a distance of about 16 kilometers from Chhore station and about 23 kilometers from Dhoronaro station. It connected with Mirpurkhas with 74 km to the west by road. The town contain a fort, about 46 square meters, the usual garrison of which, when in the possession of the Talpur Mirs was 400 men. The total area of the District is 5608 square kilometers. The district has two distinct portions the irrigated area in the west and north the desert area in the east and south. The eastern Nara Canal is the demarcation line between two regions. The fusion of the two is clearly marked towards south at Umerkot, one can see the sand hill spreading towards east which consist of barran tracts of sand dunes covered with thorny bushes. The ridges are irregular and roughly parallel, that they can often enclose shelter valleys, above which they rise to a height of some forty-six meters. Towards west are the alluvial plains with vast stretches of vegetation.

Umerkot District is famously gateway of Pakistan for India and for trade. It connected in North with District Sanghar, west with District Mirpurkhas, South with District Tharparkar and in east with District Barmar (India).

Major tribes likely Sayed, Khosa, Mangria, Rajar, Kunbhar, Rind, Arain, Palli, Arisar, Nohari, Sameja, Rahiman, Lohana, Bheel, Kolhi, Menghwar and Jatt are residing in majorities.

TMA's of District

After devolution of Local Government System in 2001, Umerkot district comprises of four Taluka Municipal Administrations.

1. Taluka Municipal Administration Umerkot
2. Taluka Municipal Administration Pithoro
3. Taluka Municipal Administration Samaro
4. Taluka Municipal Administration Kunri

Taluka Municipal Administration Umerkot:

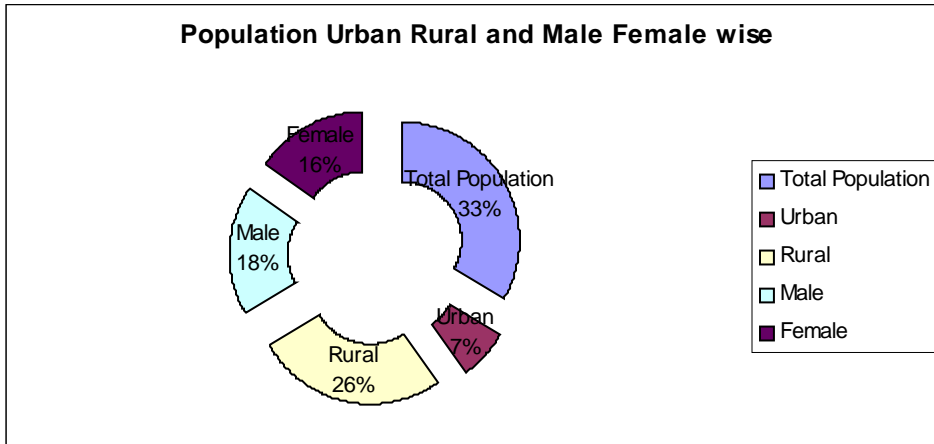
Brief Profile:

TMA Umerkot is between of three TMAs Pithoro, Samaro and Kunri. Half population of TMA Umerkot is living in the rural areas. Their main source of earning is livestock and agriculture and very few are in jobs Government, Private Sector and daily wages. TMA Umerkot Comprises of 12 Union Councils, details are as under.

Population of Taluka Umerkot Union Council wise

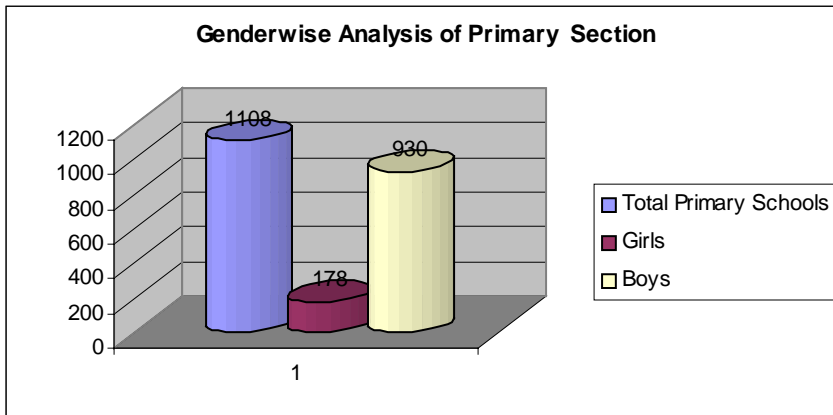
S #	Name of Taluka and Union Council	Population
	Taluka Umerkot	312,753
1.	UC- Umerkot-1	26936
2.	UC- Umerkot-2	25007
3.	UC-Atta Mohd Palli	26839
4.	UC-Gupna	25932
5.	Khejrari	24337
6.	Fakir Abdullah	22663
7.	Kharoro Syed	27217
8.	Sabho	27638
9.	Dhoronaro	26722
10	Chhore	26408
11	Kaplore	26675
12	Khokhrapar	24379
GRAND TOTAL:		623,506

Graphical Analysis of the Population of TMA Umerkot



Literacy Rate of TMA Umerkot

The primary education of the TMA Umerkot is better in the District. There are 930 Boys and 178 girls primary schools in TMA Umerkot. The Primary Literacy rate of TMA Umerkot can be analyzed through the following graph.



Key Dates Relating to SDSSP Program in TMA Umerkot

Table-1

S #	Document	Date of Signature/Approval/Releases	Remarks
1	MoU	May 2006	
2	Council Resolution (Approval of ASP)	June 30 th 2006	
3	Release order of Funds from (FD)		
4	NIT of Gallop Tender Notice regarding SDSSP Scheme		
5	Tender Notice of SDSSP Schemes		
6	Issuance of work orders for SDSSP Schemes		

Brief Profile of Key Officials of TMA Umerkot

Profile-1

1	Name	Saifullah Khalid
2	Father 's name	Haji Sirajulddin Soomro
3	Caste	Soomro
4	Qualification	B.A
5	Position held	Taluka Nazim Umerkot
6	Date of Joining	17-10-2005
7	Nationality	Pakistani
8	Postal Address	Taluka Municipal Administration Umerkot Sindh House, Taluka Umerkot
9	Office Phone No:	0238-571209-570326
10	Residence No:	0238-570480
11	Cell No:	0238-400123/200600-0333-2622183

Profile-2

1	Name	Amir Bux Junejo
2	Father 's Name	Mohd Khan Junejo
3	Caste	Junejo
4	Qualification	M.A
5	Position held	Taluka Municipal Officer
6	Date of Joining	3-3-2003
7	Nationality	Pakistani
8	Postal Address	Taluka Municipal Administration Umerkot
9	Office Phone No:	0238-571209-570326
10	Cell No:	0238-400329

Overall Scenario of Water Supply, Sanitation and Solid Waste Management Sectors in TMA Umerkot.

S #	Name of source	Quantity drawn daily	Quality
01	Nara Canal	2.889 MGD	No sewage upstream

Water Storage Capacity

S#	Name of facility and nature	Date of Completion	Capacity	Current daily demand of water for the Taluka/Town
01	W/S Umerkot Town	1986-97	6.795 MGD	0.854
02	W/S Dhoronaro Town	1997-98	1.90 MGD	0.120
03	W/S Chhore Town	1984-85	0.360 MGD	0.048
			9.055	1.027

Facility wise number of WS connections with total number of connections in Taluka.

S#	Name of facility	Water source	Daily quantity drawn from the primary source	Number of water supply connections provided from the facility
01	41 Nos	Nara Canal	2.889	12590
Total for the Taluka /Town (5 and 6)				

Sewerage and Drainage Sector

Scheme wise number of sewerage connections with total number of connections in Taluka.

S #	Name of Scheme	Location U/C	Name of UCs served	Final disposal site	Daily quantity of discharge (Gallons)	No: of connections
01	Umerkot Urban	UC-2	Do	Agriculture Field	0.772	10630
02	Dhoronaro Urban	UC Dhoronaro	Do	Agriculture Field	0.360	2325
03	Chhore Urban	UC Chhore	Do	Agriculture Field	0.048	1232
04	Soofi Fakir Rural	Atta Mohd Palli	Do	Agriculture Field	0.016	120
05	Noor Ahmed Arisar	UC Chhore	Do	Not functional	-	-
06	New Chhore	UC Chhore	Do	Not functional	0.052	110
07	Ghulam Hyder Shah	UC Khejrari	Do	Not functional	0.021	105
08	Kharoro Syed	UC Kharoro	Do	Not functional	-	-
09	Rana Jagir	UC Kharoro	Do	Not functional	-	-

UC- wise current requirement of sewerage/drainage system and projected demand in 2015.

S #	Name of UC	Daily quantity of discharge	No: of houses total	No: of houses un-served	Present population	% Of population covered	Projected population in 2015	Projected quantity of discharge in 2015
01	Umerkot-1	655142	5687	1137	34122	80%	44521	0.712
02	Umerkot-2	608218	5289	1056	31678	80%	41333	0.661
03	Atta Mohd Palli	146876	5667	4534	33999	20%	44361	0.709
04	Gupna	89360	5475	4544	32850	17%	42862	0.685
05	Khejrari	24663	5138	4316	30829	16%	40225	0.643
06	Fakir Abdullah	22967	4785	4067	28709	15%	37459	0.599
07	Kharoro Syed	110336	5746	4597	34478	20%	44986	0.719
08	Sabho	140044	5835	4376	35011	25%	45681	0.730
09	Dhoronaro	162485	5642	3949	33851	30%	44168	0.706
10	Chhore	103640	5998	4918	35986	18%	50867	0.813
11	Kaplore	21626	5632	5407	33791	4%	44090	0.705
12	Khokhrapar	24706	5147	4890	30883	5%	40295	0.644

Investment Portfolio of SDSSP Funds in TMA Umerkot

Total Allocation for TMA Umerkot for the Financial Year 2004-5 and 2005-6 (5.959 Million)

SDSSP funds Schemes for the FY 2004-5 and 2005-6

S #	Name of Scheme	UC	Nature of work	Approved amount	Duration of completion
01	Providing laying jointing a/c pressure pipe class B	Umerkot UC-1	Water Supply	399550	1 Year
02	Providing laying jointing a/c pressure pipe class B	Umerkot UC-2	Water Supply	399550	1 Year
03	Providing laying jointing a/c pressure pipe class B	TMA Umerkot	Water Supply	252130	1 Year
04	Providing laying jointing a/c pressure pipe class B	Umerkot UC-1 & 2	Water Supply	399550	1 Year
05	Providing laying jointing a/c pressure pipe class B	Different UCs of TMA Umerkot	Water Supply	296000	1 Year
06	Providing laying jointing a/c pressure pipe class B	Bajeerabad UC-2 Umerkot	Water Supply	193650	1 Year
07	Construction and repair surface drains.	Umerkot Town	Drainage	299200	1 Year
08	Construction and repair surface drains	Umerkot UC-1	Drainage	299200	1 Year
09	Construction and repair surface drains	Various Muhalla of Umerkot Town	Drainage	200000	1 Year
10	Construction and repair surface drains	Umerkot UC-2	Drainage	200000	1 Year
	WATER TANKS				
11	Molve Mohd Idress	UC Atta Mohd Palli	Water Supply	198600	1 Year
12	Chutto Palli	UC Atta Mohd Palli	Water Supply	198800	1 Year
13	Haroo Mall Malhi	UC Gharibabad	Water Supply	198600	1 Year
14	Wadero Jalal and Mohd Ilyas Khaskhali	UC Gupno	Water Supply	198800	1 Year
15	Ali Mohd Machi	UC Gupno	Water Supply	198850	1 Year
16	Attai Sameejo	UC Khejrari	Water Supply	198600	1 Year
17	Jai Ram Kolhi	UC Gupno	Water Supply	198850	1 Year
18	Wali Mohd Thebo	UC Atta Mohd Palli	Water Supply	198800	1 Year
19	Haji Tariq S/o Aslam	UC Gupno	Water Supply	198850	1 Year
20	Kirshan Bajeer	UC Kharoro Syed	Water Supply	198600	1 Year
21	Khetho Kolhi & Nanger Oad	UC Kharoro Syed	Water Supply	198600	1 Year
22	Nehal Oad & Mano Kolhi	UC Kharoro Syed	Water Supply	198600	1 Year
23	Basheer Ahmed S/o Mohd Ishaq	UC Gupno	Water Supply	198850	1 Year
24	Rehmatullah Arisar	UC Chhor	Water Supply	198850	1 Year
25	Sher Mohd & Tayyab Gaju	UC Dhoronaro	Water Supply	198800	1 Year

Sector Wise Allocation of SDSSP Funds in TMA Umerkot

S #	Total Allocation Sub-Sector	5.959 Million Allocation	100% % of total Allocation
01	Water Supply	4.959 Million	83%
02	Sewerage and Sanitation	1.0 Million	17%
03	Solid Waste Management	Nil	0

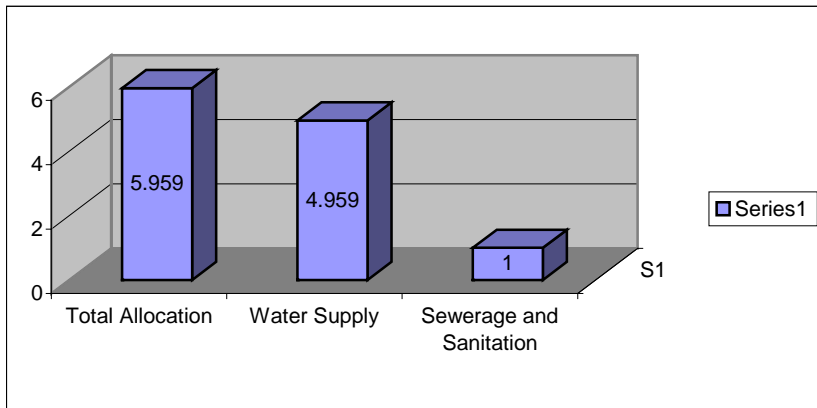


Table-2

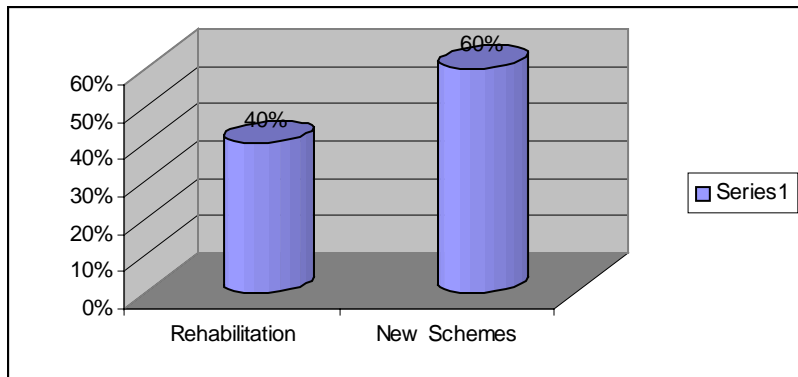
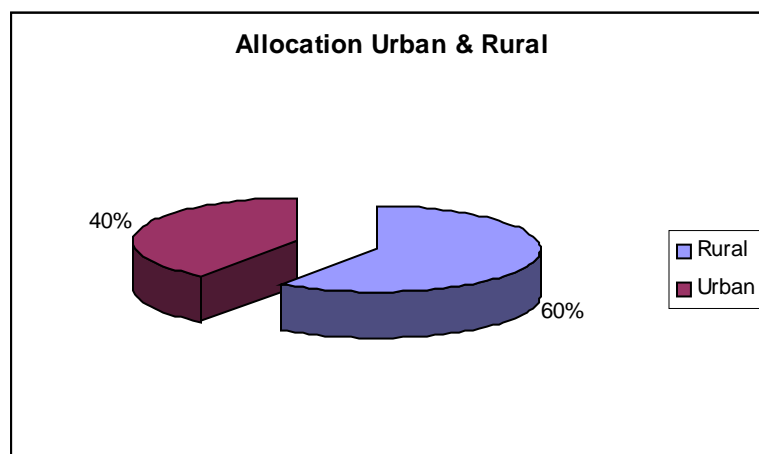


Table-3



Financial Allocation and Selection of SDSSP Schemes:

As for as the financial allocations for the schemes of both water supply and sanitation/drainage sectors there is no any scheme of either sector have been allocated funds exceeding the limit of 5.7 Million as restricted by the clause 4(d) of MoU signed between the TMA Umerkot and Government of Sindh for accessing the conditional grant of Sindh Devolved Social Services Program.

TMA Umerkot mainly concentrated on providing the better supply facilities from SDSSP funds in the rural areas which will be beneficial for the for far long and poorest area of the TMA Umerkot.

Rationalization of Facilities:

As per clause 4(e) of MoU signed between District Government Umerkot and Government of Sindh, at first instance district Government is bound to utilize the funds on the operationalization or rehabilitation of existing facilities.

In this regard TMA Umerkot has adopted a mixed approach so the 40% budget have been utilized on the rehabilitation of the schemes and remaining 60% for new schemes.(Table-3). Its fact that the majority of schemes particularly in water supply and drainage sector are non-functional n TMA Umerkot so they have required the huge funding which make them functionalized.

Planning, Budgeting and Approval Process

For accessing the conditional grant of SDSSP, TMA is bound to sign the MoU with Sindh Government and then to prepare the Annual Sector Plan.

On completion of these two formalities TMAs are released funds by the Finance Department to carry out development activities accordingly. While utilizing SDSSP conditional grants Districts Governments are also required to follow the existing

government rules and procedures before utilizing of SDSSP funds. Detail of the compliance of this condition by the Umerkot is discussed details in the date sheet (Table) related to SDSSP in TMA along with essential Annexures.

The collected data from above mentioned documents and sheets show a very positive response of TMA Umerkot in the following the prescribed government procedures as all the codal and official formalities have been completed for the utilization of SDSSP funds in the TMA.

Questionnaire for Structure Interview

Name: **Haji Saifullah Khalid Saraj Soomro**

Designation: **Taluka Nazim, Umerkot**

Q.1. How do you experience the SDSSP?(Sharing experience about SDSSP)

I would like to say that SDSSP is a good program particularly direct funding to TMAs in specific sectors (water supply, Sanitation and Drainage) as well as this program has built the capacity of TMA staff in preparing the Annual Sector Plans.

Q.2. How do you find the Drawing and Disbursement Process of SDSSP?

Drawing and Disbursement Process is very simple and easy accessible. Its good thing that funds directly transferred to Local Fund Account, which makes it easier for TMA to utilize the funds when required as per Annual Sector Plan.

Q.3. Does Drawing and Disbursement methodology needs to be changed?

Its fine methodology so there is no need for the changing.

Q.4. Were the funds released timely and complete according to PFC grant share?

Yes, the funds are released on time as per PFC grant share, in first instance received the 50% funds so there is need to be released the funds in one go

Q.5. What were the capacity constraints of TMA, while preparing Annual Sector Plan?

It was a totally new idea for TMA officials to prepare the Annual Sector Plan for accessing the SDSSP funds so they felt little bit difficult due to lack of knowledge and need based / essential training.

Q.6. How do you think that the involvement of elected representatives in planning process is positive change for development?

It is a good and positive change the involvement of elected representatives in planning process. They are public representatives and they have a more close connect with common people and to know their issues in the better way and present for the solution timely.

Q.7. How do you analyze the conditional grant methodology of SDSSP with other Projects i.e. DERA, KPP and DEEP etc?

SDSSP is quite different from above mentioned programs in terms of conditional grant methodology, as other programs do not follow the methods adopted by SDSSP like signing of MoU and preparation of Annual Sector Plan. Another positive thing the impact of SDSSP is more tangible and significant on the lives of common man as compared to other programs.

Q.8. Have you experienced any problem or issue of Re-appropriation and carry-over the funds?

No, not present.

Q.9. What is the district 's M & E mechanism for SDSSP Schemes?

The Monitoring Committees and LSU of SDSSP conduct periodic visits of the schemes along with the concerned officials to know exact status of work progress and suggested if required to bring the positive change by the concerned official.

Q.10. Did you experience any issue related to ensuring participatory planning while preparation of ASP 2004-5 & 2005-6 and smooth implementation of the schemes.

Not faced any problem at all, because the community was fully involved in the planning process as all the concerned UCs Nazim have consulted and taken into the confidence and Annual Sector Plan of SDSSP schemes has been approved by the council where is the representation of people from every part of Taluka.

Q.11. What was the process adopted for sectoral bifurcation of SDSSP conditional grant particularly in Water Supply and Drainage sectors.

Keeping views over the basic need of the people 83% allocated to the Water Supply sector while 17% to the drainage and sanitation sector. The requirements were came out from grass root level and then discussed in the every meeting held for the planning of SDSSP schemes and discussed in District council as well.

Name : Amir Bux Junejo

Designation: Taluka Municipal Officer, TMA Umerkot

Q.1. How do you experience the SDSSP?(Sharing experience about SDSSP)

I would like to say that SDSSP is a good program particularly direct funding to TMAs in specific sectors (water supply, Sanitation and Drainage) as well as this program has built the capacity of TMA staff in preparing the Annual Sector Plans.

Q.2. How do you find the Drawing and Disbursement Process of SDSSP?

Drawing and Disbursement Process is very simple and easy accessible. Its good thing that funds directly transferred to Local Fund Account, which makes it easier for TMA to utilize the funds when required as per Annual Sector Plan.

Q.3. Does Drawing and Disbursement methodology needs to be changed?

Its fine methodology so there is no need for the changing.

Q.4. Were the funds released timely and complete according to PFC grant share?

Yes, the funds are released on time as per PFC grant share, in first instance received the 50% funds so there is need to be released the funds in one go

Q.5. What were the capacity constraints of TMA, while preparing Annual Sector Plan?

It was a totally new idea for TMA officials to prepare the Annual Sector Plan for accessing the SDSSP funds so they felt little bit difficult due to lack of knowledge and need based / essential training.

Q.6. How do you think that the involvement of elected representatives in planning process is positive change for development?

It is a good and positive change the involvement of elected representatives in planning process. They are public representatives and they have a more close connect with common people and to know their issues in the better way and present for the solution timely.

Q.7. How do you analyze the conditional grant methodology of SDSSP with other Projects i.e. DERA, KPP and DEEP etc?

SDSSP is quite different from above mentioned programs in terms of conditional grant methodology, as other programs do not follow the methods adopted by SDSSP like signing of MoU and preparation of Annual Sector Plan. Another positive thing the impact of SDSSP is more tangible and significant on the lives of common man as compared to other programs.

Q.8. Have you experienced any problem or issue of Re-appropriation and carry-over the funds?

No, not present.

Q.9. What is the district 's M & E mechanism for SDSSP Schemes?

The Monitoring Committees and LSU of SDSSP conduct periodic visits of the schemes along with the concerned officials to know exact status of work progress and suggested if required to bring the positive change by the concerned official.

Q.10. Did you experience any issue related to ensuring participatory planning while preparation of ASP 2004-5 & 2005-6 and smooth implementation of the schemes.

Not faced any problem at all, because the community was fully involved in the planning process as all the concerned UCs Nazim have consulted and taken into the confidence and Annual Sector Plan of SDSSP schemes has been approved by the council where is the representation of people from every part of Taluka.

Q.11. What was the process adopted for sectoral bifurcation of SDSSP conditional grant particularly in Water Supply and Drainage sectors.

Keeping views over the basic need of the people 83% allocated to the Water Supply sector while 17% to the drainage and sanitation sector. The requirements were came out from grass root level and then discussed in the every meeting held for the planning of SDSSP schemes and discussed in District council as well.

Name: Abdul Sattar Rajput

Designation: TO (I & S) TMA Umerkot

Q.1. How do you experience the SDSSP?(Sharing experience about SDSSP)

I would like to say that SDSSP is a good program particularly direct funding to TMAs in specific sectors (water supply, Sanitation and Drainage) as well as this program has built the capacity of TMA staff in preparing the Annual Sector Plans.

Q.2. How do you find the Drawing and Disbursement Process of SDSSP?

Drawing and Disbursement Process is very simple and easy accessible. Its good thing that funds directly transferred to Local Fund Account, which makes it easier for TMA to utilize the funds when required as per Annual Sector Plan.

Q.3. Does Drawing and Disbursement methodology needs to be changed?

Its fine methodology so there is no need for the changing.

Q.4. Were the funds released timely and complete according to PFC grant share?

Yes, the funds are released on time as per PFC grant share, in first instance received the 50% funds so there is need to be released the funds in one go

Q.5. What were the capacity constraints of TMA, while preparing Annual Sector Plan?

It was a totally new idea for TMA officials to prepare the Annual Sector Plan for accessing the SDSSP funds so they felt little bit difficult due to lack of knowledge and need based / essential training.

Q.6. How do you think that the involvement of elected representatives in planning process is positive change for development?

It is a good and positive change the involvement of elected representatives in planning process. They are public representatives and they have a more close connect with common people and to know their issues in the better way and present for the solution timely.

Q.7. How do you analyze the conditional grant methodology of SDSSP with other Projects i.e. DERA, KPP and DEEP etc?

SDSSP is quite different from above mentioned programs in terms of conditional grant methodology, as other programs do not follow the methods adopted by SDSSP like signing of MoU and preparation of Annual Sector Plan. Another positive thing the impact of SDSSP is more tangible and significant on the lives of common man as compared to other programs.

Q.8. Have you experienced any problem or issue of Re-appropriation and carry-over the funds?

No, not present.

Q.9. What is the district 's M & E mechanism for SDSSP Schemes?

The Monitoring Committees and LSU of SDSSP conduct periodic visits of the schemes along with the concerned officials to know exact status of work progress and suggested if required to bring the positive change by the concerned official.

Q.10. Did you experience any issue related to ensuring participatory planning while preparation of ASP 2004-5 & 2005-6 and smooth implementation of the schemes.

Not faced any problem at all, because the community was fully involved in the planning process as all the concerned UCs Nazim have consulted and taken into the confidence and Annual Sector Plan of SDSSP schemes has been approved by the council where is the representation of people from every part of Taluka.

Q.11. What was the process adopted for sectoral bifurcation of SDSSP conditional grant particularly in Water Supply and Drainage sectors.

Keeping views over the basic need of the people 83% allocated to the Water Supply sector while 17% to the drainage and sanitation sector. The requirements were came out from grass root level and then discussed in the every meeting held for the planning of SDSSP schemes and discussed in District council as well.

Conclusion

After reviewing the necessary documents, contents of the report and questionnaire for structured interview of different TMA officials I have bifurcated/divided my conclusion in three segments.

First segment is based on the compliance of the District Government with the eligibility criteria given in the shape of checklist and the other segment is based on the comments of persons interviewed and the final segment is based on the overall assessment of SDSSP in District Umerkot

Segment-1

Checklist

Compliance of the TMA Umerkot wit MoU Eligibility Criteria

S #	Status	Remarks
01	TMA have prepared the Annual Sector Plan to access the conditional grant	Yes / No
02	Funds have been utilized ONLY in Water Supply & Sanitation sectors	Yes / No
03	TMA have not invest more than 5.7 million in one scheme /project / activity	Yes / No
04	TMA will use the conditional grants, in the first instance, for rationalization /operationalization/ rehabilitation of existing services / schemes/projects and staff	Yes / No
05	TMA can invest in new services/schemes/projects only if there is clear commitment for allocating Maintenance & Repairs funds in subsequent financial year as well as for funding the staff hired during program period. These recruitments would however be need/facility based with preference to the female candidates.	Yes / No
06	TMA have not used conditional grants on luxury items	Yes / No
07	TMA using these funds for pro-poor, gender balancing projects, investments and schemes.	Yes / No
08	TMA have followed all the planning, budgeting and approval process	Yes / No

Segment-2

After assessment of questionnaires for structured interview of different officials of the TMA including the Drawing and Disbursing Officer, we can conclude that overall process of SDSSP in their view is quite simple and as per normal government

procedures apart from few peculiarities as compared to the other programs such as the signing of MoU, preparation of Annual Sector Plan and more involvement of satisfaction on process of drawing and disbursing coupled with easy access of funds for TMA they are placed in the Local Fund Account. Apart from this all the officials and elected representatives have termed this program very supportive for the overall development of TMA Umerkot.

Segment –3

The overall assessment of LSU regarding SDSSP activities in TMA Umerkot is satisfactory. It is mentioned that TMA 's working in the cases of following the contents of MoU and of necessary official / government procedures (Copies of the PC-1 and Technical Sanctions are attached with this report). However, certain delays were observed in the preparation of ASP and execution of schemes on ground due to capacity constraints faced by the TMA due to non-availability of properly trained staff.

Apart from this the overall level of cooperation of TMA Umerkot with the Local Support Unit of SDSSP is excellent and LSU also given the when required during execution and monitoring of SDSSP development schemes.

Taluka Municipal Administration Samaro

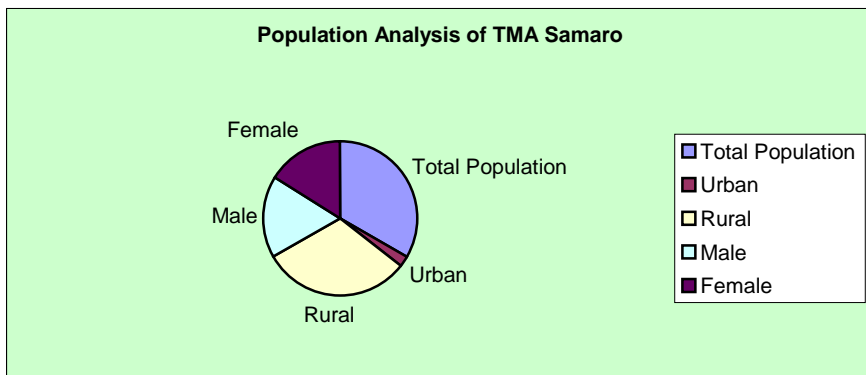
Taluka Samaro is situated at distance of 38km from Umerkot and 64 km from Mirpurkhas. The area of Taluka Samaro is about 366 Sq: km. The population of Taluka Samaro is about 112,647 souls. The Taluka Samaro is surrounded by the fertile land and having major crops of Cotton, Sugarcane, wheat, Onion, Chilies, Sunflower and also famous for the best mangoes and Chico production. The major of income source of people is agriculture and gardening. It is big trade market for the Chili and Cotton. The Education rate of TMA Samaro is very low. There are 227 boys and 46 girls primary schools are in TMA Samaro. The health facilities are also in TMA Samaro which providing health facilities in the rural areas. TMA Samaro comprises of five Union councils, Samaro-1, Samaro Road, Araro Bhurgari, Padhrio Farm and Sateryoon all these UCs have got all basic ammonites of life.

Population of Taluka Samaro Union Council wise is as under:

S #	Name of Taluka and Union Council	Population
	Taluka Samaro	112,647
1.	UC- Samaro-1	22934
2.	UC- Samaro Road	22571

3.	UC-Araro Bhurgri	21005
4.	Padhrio Form	23235
5.	Sateryoon	22902
GRAND TOTAL:		112,647

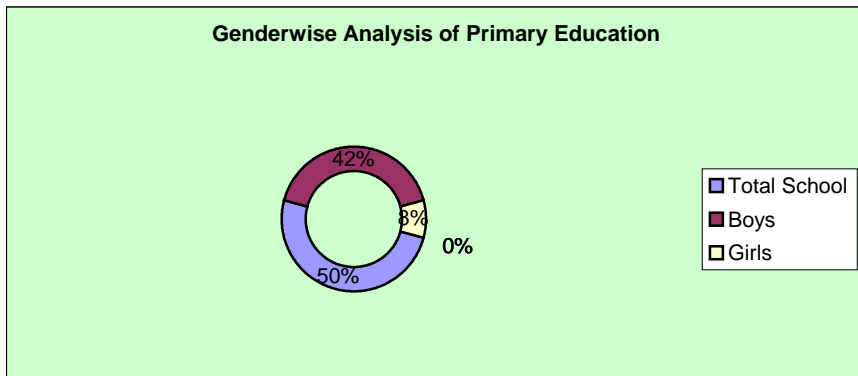
Graphical Analysis of the Populaton of TMA Samaro



Literacy Rate of TMA Samaro

The primary education of the TMA Samaro is very low due to the back ward and remote area. . There are 227 Boys and 46 girls primary schools are in TMA Samaro. The Primary Literacy rate of TMA Samaro can be analyze through the following graph.

Gender wise Analysis of Primary Education:



Key Dates Relating to SDSSP Program in TMA Samaro

Table-1

S #	Document	Date of Signature/Approval/Releases	Remarks
1	MoU		
2	Council Resolution (Approval of ASP)	1/02/2006	
3	Release order of Funds from (FD)		
4	NIT of Gallop Tender Notice regarding SDSSP Scheme		
5	Tender Notice of SDSSP Schemes		
6	Administrative Approval		

Taluka Council Monitoring Committee

There are 5 Taluka Council Monitoring Committees. Each committee is consists of 3 to 5 members with 20% women participation/membership. The committees will play the catalyst to monitor the development activities of the TMA as well as monitor the SDSSP activities also with new suggestions and ideas which needed to bring any positive change demanded by the public as need. The detail of the committees as following

- ✓ Ethics Committee
- ✓ Accounts & Finance/Budget Committee
- ✓ Development & Infrastructure Committee
- ✓ Municipal Services
- ✓ Health Committee

Important Officials of TMA Samaro

S #	Name	Designation	Qualification	Date of Joining	Contact #
1	MrZulfiqar Ali Khaskhali	Taluka Nazim Samaro	M.A		0238-551177/66/551175 Mobile:0300-2236686
2	Mr.Mataro Mangrio	TMO	B.A	24-11-2005	0238-551310 Mobile:0238-400614

3	Mr. Abdul Sattar	T.O (I.S)	Diploma (Civil Eng)	7-4-2006	0238-551310
4	Mir Irfan Ali Talpur	T.O (Finance)	B.Com and B.A	9-3-2005	0238-551310
5	Vacant	T.O (Regulation)			

Overall Scenario of Water Supply, Sanitation and Solid Waste Management Sectors in TMA Samaro

S #	Name of source	Quantity drawn daily	Quality
01	Mithroa Canal	2.16 Cusecs	700PPM

Water Storage Capacity

S#	Name of facility and nature	Date of Completion	Capacity	Current daily demand of water for the Taluka/Town
01	Samaro Town	1968	1860000(Gallons)	2416260 (Gallons)
02	Haji Mureed Khaskhali W/S	2000	290000(Gallons)	48000(Gallons)
03	Haji Ghulam Hyder Kapri W/S	1999	290000(Gallons)	28000(Gallons)
04	Ghulzar Khalili W/S	2000	270000(Gallons)	24000(Gallons)
05	Saleh Bhumbro W/S	1999	270000(Gallons)	25000(Gallons)
06	Samaro Road W/S	2003	350000(Gallons)	26000(Gallons)
07	Saidad Banglani W/S	2001	270000(Gallons)	7000(Gallons)

Sewerage and Drainage Sub Sector

Scheme wise number of sewerage connections with total number of connections in Taluka.

S#	Name of Scheme	Location UC	Name of UCs served	Final disposal site	Daily quantity of discharge(Gallons)	No: of connections
01	Samaro Town	Samaro Town	Samaro Town	Drainage pond	118080	1230

02	Samaro Road	Samaro Road	Samaro Road	Agriculture field	336000	350
Total for Taluka/Town					151600	1580

UC- wise current requirement of sewerage/drainage system and projected demand in 2015.

S #	Name of UC	Daily quantity of discharge	No: of houses total	No: of houses un-served	Present population	% Of population covered	Projected demand in 2015
01	Samaro-1	439232	4575	3345	27452	16.67%	567904
02	Samaro Road	336000	3500	3150	22571	15.51%	34933
03	Araro Bhurgari	407040	4240	4240	25443	16.66%	32509
04	Padhrio Form	444960	4635	4635	27812	16.67%	35961
05	Sateryoon	438624	4569	4569	27414	16.66%	35445
Total for the taluka		2065856	21520	19939	130692	16.43%	174342

SDSSP Schemes for the FY 2004-5

S #	Name of Scheme	Scheme Allocation	Nature of work	Approved amount	Duration of completion
01	Repair of Surface drains in Samaro Town	Rs. 460000	Drainage Scheme	Rs. 460000	One year
02	Rehabilitation of R/W/S Samaro Road	Rs. 600000	Water Supply	Rs. 600000	One year
03	Construction of surface drains in Samaro Town.	Rs.1600000	Drainage Scheme	Rs.1600000	One year
04	Construction of Additional Storage of Tank	Rs. 870000	Water Supply Scheme	Rs. 870000	One year
05	Providing brick pavement	Rs. 600000	Drainage Scheme	Rs. 600000	One year

SDSSP Schemes for the FY 200-6

S #	Name of Scheme	UC	Nature of work	Approved amount	Duration of completion
01	Repairing Existing Pucca storage of Tank(2 Nos) Compound wall, feeding Channel and pumphouse for W/S/Scheme Saleh Bhumbharo(Rehabilitation)	Araro Bhurgari	Water Supply Scheme	922400	One year

02	Repair Existing Pucca storage of Tank(2Nos)at Water works Samaro City	Samaro-1	Water Supply Scheme	976850	One year
03	Construction of water tank(9Nos size(25x30)at various village in taluka Samaro	UCs 5	Water Supply Scheme	1870767	One year

Sector wise Allocation of SDSSP Funds in TMA Samaro

S #	Total Allocation Sub-Sector	Allocation	100% % Of total Allocation
01	Water Supply	50%	50%
02	Sewerage and drainage	50%	50%
03	Sanitation and Solid Waste management	0	0

Current Mode of Solid Waste Management

S #	Name of UC	Quantity of Solid SW Produced annually	Nature of Solid Waste (%)		Nature of Solid Waste (%)		% Dumped	% Burned	% Sold
			org	Inorg	Haz	Reg			
01	Samaro-1	570300kg	30%	10%	30%	40%	70%	20%	10%
02	Samaro Road	704000 kg	30%	10%	30%	40%	70%	20%	10%
03	Padhrio Form	741400 kg	30%	10%	30%	40%	70%	20%	10%
04	Araro Bhurgari	686400 kg	30%	10%	30%	40%	70%	20%	10%
05	Sateryoon	651200 kg	30%	10%	30%	40%	70%	20%	10%

Financial Allocation and Selection of SDSSP Schemes

As for as the financial allocations for the schemes of both water supply and sanitation/drainage sectors there is no any scheme of either sector have been allocated funds exceeding the limit of 5.7 Million as restricted by the clause 4(d) of MoU signed between the TMA Samaro and Government of Sindh for accessing the conditional grant of Sindh Devolved Social Services Program.

TMA Samaro mainly concentrated on providing the better water supply facilities from SDSSP funds in the rural areas which will be beneficial for the urban population and simultaneously rural and poorest area of the TMA Samaro.

Rationalization of Facilities

As per clause 4(e) of MoU signed between District Government Umerkot and Government of Sindh, at first instance district Government is bound to utilize the funds on the operationalization or rehabilitation of existing facilities.

In this regard TMA Samaro has adopted a mixed approach and mostly utilized the 50% on construction and rehabilitation of the schemes and remaining 50% for new schemes. Its fact that the majority of schemes particularly in water supply and drainage sector are not functional in TMA Samaro due to the lacking of funds and not proper maintenance from VDAs. At present mostly the schemes are in a bad condition so they have need of rehabilitation / maintenance and other required work so there is required a huge funding for the fictionalization of the schemes.

Planning, Budgeting and Approval Process

For accessing the conditional grant of SDSSP, TMA is bound to sign the MoU with Sindh Government and then to prepare the Annual Sector Plan.

On completion of these two formalities TMAs are released funds by the Finance Department to carry out development activities accordingly. While utilizing SDSSP conditional grants Districts Governments are also required to follow the existing government rules and procedures before utilizing of SDSSP funds. Detail of the compliance of this condition by the TMA Samaro is discussed details in the date sheet (Table) related to SDSSP in TMA along with essential Annexures.

The collected data from above mentioned documents and sheets show a very positive response of TMA Samaro in the following the prescribed government procedures as all the codal and official formalities have been completed for the utilization of SDSSP funds in the TMA.

Questionnaire for Structure Interview

Name: Mir Irfan Talpur

Designation: TO (FINANCE), TMA Samaro

Q.1. How do you experience the SDSSP?(Sharing experience about SDSSP)

I would like to say that SDSSP is a good program particularly direct funding to TMAs in specific sectors (water supply, Sanitation and Drainage) as well as this program has built the capacity of TMA staff in preparing the Annual Sector Plans.

Q.2. How do you find the Drawing and Disbursement Process of SDSSP?

Drawing and Disbursement Process is very simple and easy accessible. Its good thing that funds directly transferred to Local Fund Account, which makes it easier for TMA to utilize the funds when required as per Annual Sector Plan.

Q.3. Does Drawing and Disbursement methodology needs to be changed?

Its fine methodology so there is no need for the changing.

Q.4. Were the funds released timely and complete according to PFC grant share?

Yes, the funds are released on time as per PFC grant share, in first instance received the 50% funds so there is need to be released the funds in one go

Q.5. What were the capacity constraints of TMA, while preparing Annual Sector Plan?

It was a totally new idea for TMA officials to prepare the Annual Sector Plan for accessing the SDSSP funds so they felt little bit difficult due to lack of knowledge and need based / essential training.

Q.6. How do you think that the involvement of elected representatives in planning process is positive change for development?

It is a good and positive change the involvement of elected representatives in planning process. They are public representatives and they have a more closed connect with common people and to know their issues in the better way and present for the solution timely.

Q.7. How do you analyze the conditional grant methodology of SDSSP with other Projects i.e. DERA, KPP and DEEP etc?

SDSSP is quite different from above mentioned programs in terms of conditional grant methodology, as other programs do not follow the methods adopted by SDSSP like signing of MoU and preparation of Annual Sector Plan. Another positive thing the impact of SDSSP is more tangible and significant on the lives of common man as compared to other programs.

Q.8. Have you experienced any problem or issue of Re-appropriation and carry-over the funds?

No, not present.

Q.9. What is the district 's M & E mechanism for SDSSP Schemes?

The Monitoring Committees and LSU of SDSSP conduct periodic visits of the schemes along with the concerned officials to know exact status of work progress and suggested if required to bring the positive change by the concerned official.

Q.10. Did you experience any issue related to ensuring participatory planning while preparation of ASP 2004-5 & 2005-6 and smooth implementation of the schemes.

Not faced any problem at all, because the community was fully involved in the planning process as all the concerned UCs Nazim have consulted and taken into the confidence and Annual Sector Plan of SDSSP schemes has been approved by the council where is the representation of people from every part of Taluka.

Q.11. What was the process adopted for sectoral bifurcation of SDSSP conditional grant particularly in Water Supply and Drainage sectors.

Keeping views over the basic need of the people 50% allocated to the Water Supply sector while 50% to the drainage and sanitation sector. The requirements were came out from grass root level and then discussed in the every meeting held for the planning of SDSSP schemes and discussed in District council as well.

Conclusion

After reviewing the necessary documents, contents of the report and questionnaire for structured interview of different TMA officials I have bifurcated/divided my conclusion in three segments.

First segment is based on the compliance of the District Government with the eligibility criteria given in the shape of checklist and the other segment is based on the comments

of persons interviewed and the final segment is based on the overall assessment of SDSSP in District Umerkot

Segment-1

Checklist

Compliance of the TMA Samaro with MoU Eligibility Criteria

S #	Status	Remarks
01	TMA have prepared the Annual Sector Plan to access the conditional grant	Yes / No
02	Funds have been utilized ONLY in Water Supply & Sanitation sectors	Yes / No
03	TMA have not invest more than 5.7 million in one scheme /project / activity	Yes / No
04	TMA will use the conditional grants, in the first instance, for rationalization /operationalization/ rehabilitation of existing services / schemes/projects and staff	Yes / No
05	TMA can invest in new services/schemes/projects only if there is clear commitment for allocating Maintenance & Repairs funds in subsequent financial year as well as for funding the staff hired during program period. These recruitments would however be need/facility based with preference to the female candidates.	Yes / No
06	TMA have not used conditional grants on luxury items	Yes / No
07	TMA using these funds for pro-poor, gender balancing projects, investments and schemes.	Yes / No
08	TMA have followed all the planning, budgeting and approval process	Yes / No

Segment-2

After assessment of questionnaires for structured interview of different officials of the TMA including the Drawing and Disbursing Officer, we can conclude that overall process of SDSSP in their view is quite simple and as per normal government procedures apart from few peculiarities as compared to the other programs such as the signing of MoU, preparation of Annual Sector Plan and more involvement of satisfaction on process of drawing and disbursing coupled with easy access of funds for TMA they are placed in the Local Fund Account. Apart from this all the officials and elected representatives have termed this program very supportive for the overall development of TMA Samaro.

Segment –3

The overall assessment of LSU regarding SDSSP activities in TMA Samaro is satisfactory. It is mentioned that TMA 's working in the cases of following the contents of MoU and of necessary official / government procedures (Copies of the PC-1 and Technical Sanctions are attached with this report). However, certain delays were observed in the preparation of ASP and execution of schemes on ground due to capacity constraints faced by the TMA due to non-availability of properly trained staff.

Apart from this the overall level of cooperation of TMA Samaro with the Local Support Unit of SDSSP is excellent and LSU also given the importance when required during the execution and monitoring of SDSSP development schemes.

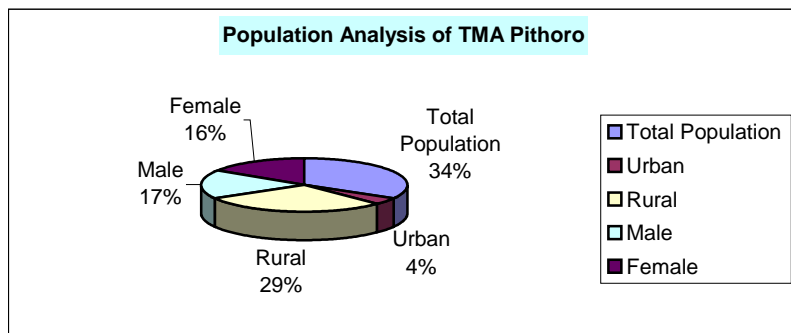
Taluka Municipal Administration Pithoro:

Pithoro is an important town and sub-divisional headquarter. It is situated at the distance of 42 kms from Mirpurkhas and 45 kms from Umerkot. The 7km link road connected to the Pithoro with main road of Mirpurkhas and Umerkot. The agriculture land is fertile and lying at the end of Sukkur Barrage Irrigation System. It produces cotton, wheat, sugar cane, Spices, vegetables and other crops. It is agricultural market and having a cotton factory also. The Education rate of TMA Pithoro is very low and not satisfactory. There are 251 boys and 66 girls primary schools are located in TMA Pithoro. The health facilities are also available in TMA Pithoro which providing health facilities at rural masses. TMA Pithoro comprises of three Union councils, Pithoro, Shadi Palli and Shah Mardan Shah, all these UCs have got all basic ammonites as in Pithoro. The ground water of U.C Shadi Palli and Pihtoro is brackish; where as 50% area of U.C Shah Mardan has got sweet ground water. So almost the drinking water of TMA Pithoro is not good for the health.

Population of Taluka Pithoro Union Council wise is as under:

S #	Name of Taluka and Union Council	Population
	Taluka Pithoro	81182
1.	UC- Pithoro	28171
2.	UC- Shadi Palli	26356
3.	UC-Shah Mardan Shah	26655
GRAND TOTAL:		81182

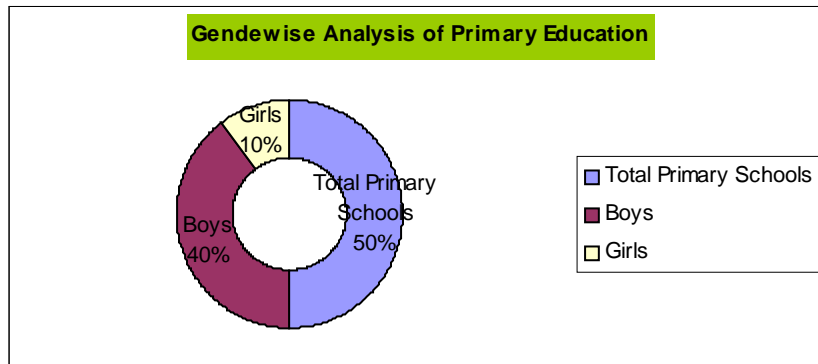
Graphical Analysis of the Populatation of TMA Pithoro



Literacy Rate of TMA Pithoro

The primary education of the TMA Pithoro is very low and not satisfactory due to backward and remote area. . There are 251 Boys and 66 girls primary schools are in TMA Pithoro. The Primary Literacy rate of TMA Pithoro can be analyze through the following graph.

Gender wise Analysis of Primary Education:



Key Dates Relating to SDSSP Program in TMA Pithoro

Table-1

S #	Document	Date of Signature/Approval/Releases	Remarks
1	MoU	01/31/2006	
2	Council Resolution (Approval of ASP)	Not received yet	
3	Release order of Funds from (FD)		
4	NIT of Gallop Tender Notice regarding SDSSP Scheme		
5	Tender Notice of SDSSP Schemes		
6	Administrative Approval	15-2-2006	

Taluka Council Monitoring Committee:

There are 7 Taluka Council Monitoring Committees. Each committee is consists of five members with 20% female participation/membership. The committees will play the catalyst to monitor the development activities of the TMA as well as monitor the SDSSP activities also with new suggestions and ideas which needed to bring any positive change demanded by the public as important. The detail of the committees as following.

- ✓ Ethic Committee
- ✓ Insaf Committee
- ✓ Accounts & Finance/Budget Committee
- ✓ Development & Infrastructure Committee
- ✓ Regulation Committee
- ✓ Education Committee
- ✓ Health Committee

Important Officials of TMA Pithoro

S #	Name	Designation	Qualification	Date of Joining	Contact #
1	Mr. Haji Mohd Umer Mangrio	Taluka Nazim Pithoro	M.A		0238-541521/541244
2	Mr. Dilawer Mangrio	TMO	B.A	02-03-2006	0238-541521/541244
3	Mr. Hakim Chand Memon	T.O (I.S)	DAE	10.01.2005	0238-541521/541244
4	Mr. Rano Mal	T.O (Finance)	Matric	21.4.2003	0238-541521/541244
5	Mr. Imtiaz Halepoto	T.O (Regulation)	B.A	25.3.2003	0238-541521/541244

Overall Scenario of Water Supply, Sanitation and Solid Waste Management Sectors in TMA Pithoro

S #	Name of source	Quantity drawn daily	Quality
01	Canal Water	01 MGD	Portable

UC- wise current requirement of sewerage/drainage system and projected demand in 2015.

S #	Name of UC	Daily quantity of discharge	No: of houses total	No: of houses un-served	Present population	% Of population covered	Projected demand in 2015
01	Pithoro	0.6MG	15% covered	85%	33604	15%	12.30 MGD
02	Shadi Palli	0.1 MGLN	10%	90%	31495	10%	11.508 MGD
03	Shah Mardan Shah	1.5 lac	10%	90%	26655	10%	11.63910 MGD

SDSSP Schemes for the FY 2004-5

S #	Name of Scheme	Scheme Allocation	Nature of work	Approved amount	Duration of completion
01	Construction of WaterTanks (Umer Bhanbhro)	Rs. 27100	Water Supply	Rs.27100	One year
02	Construction of Water Tanks (Umid Ali Rind)	Rs. 272200	Water Supply	Rs. 272200	One year
03	Construction of Water Tanks (Ch.Niaz Ahmed)	Rs. 276700	Water Supply	Rs. 276700	One year
04	Construction of Water Tanks (Din Mohd Rahmoo)	Rs. 280650	Water Supply	Rs. 280650	One year
05	Construction of Water Tanks (Maryam Nagar)	Rs. 277300	Water Supply	Rs. 277300	One year
06	Construction of Water Tanks (Ch.Ali Mohd)	Rs. 273898	Water Supply	Rs. 273898	One year
07	Construction of Water Tanks (Faizal Abro)	Rs. 278950	Water Supply	Rs. 278950	One year
08	Construction of Water Tanks (Ch: Allimuddin)	Rs. 270500	Water Supply	Rs. 270500	One year
09	Construction of Water Tanks (Daar Palli)	Rs. 273300	Water Supply	Rs. 273300	One year
10	Construction of Water Tanks (Talib Palli)	Rs. 278950	Water Supply	Rs. 278950	One year
11	Construction of Water Tanks (Kazi Ghafoor Nohari))	Rs. 277800	Water Supply	Rs. 277800	One year
12	Construction of Water Tanks (Haji Ghulam Mohd Halepoto)	Rs. 278900	Water Supply	Rs. 278900	One year
13	Construction of Water Tanks (Beerbal Malhi)	Rs. 275000	Water Supply	Rs. 275000	One year
14	Construction of Water Tanks (Wali Mohd Shar)	Rs. 266000	Water Supply	Rs. 266000	One year
15	Construction of Water Tanks (Wali Mohd Shar)	Rs. 278365	Water Supply	Rs. 278365	One year

SDSSP Schemes for the FY 200-6

S #	Name of Scheme	Scheme Allocation	Nature of work	Approved amount	Duration of completion
01	Construction of WaterTank in Village Mohd Soomar Shar	0.300 (M)	Water Supply	0.300 (M)	One year
02	Construction of Water Tank IN Village Mangal Bheel	0.300 (M)	Water Supply	0.300 (M)	One year
03	Construction of Water Tank in village Hussain Bux Laghari	0.300 (M)	Water Supply	0.300 (M)	One year
04	Construction of Bricks selling in village Lal Mohd Mangrio	0.450 M		0.450 M	One year
05	Construction of open surface Drain & bricks pavement in Bheel, Manghwar, Lohana, Khatri Muhalla)	0.599 M	Surface drain	0.599 M	One year
06	Construction of Water Tank (Ch.Nazir Ahmed)	0.300 M	Water Supply	0.300 M	One year
07	Construction of Water Tank in village Panhawerabad	0.300 M	Water Supply	0.300 M	One year
08	Construction of Water Tank in village Jamal Fakir Rajar	0.300 M	Water Supply	0.300 M	One year
09	Repair of drains /bricks pavement Dr.Sheva Ram Malhi to Kalachand	0.2983 M	Surface Drain	0.2983 M	One year
10	Water Tank near Saidki Shakh	0.300 M	Water Tank	0.300 M	One year
11	Construction of Water Tank in village Bilawal Samejo	0.300 M	Water Tank	0.300 M	One year
12	Construction of open Surface drain in Lohar Muhalla Shadi Palli	0.2976 M	Surface Drain	0.2976 M	One year
GRAND TOTAL				4.455	

Sector wise Allocation of SDSSP Funds in TMA Pithoro

	Total Allocation		100%
S #	Sub-Sector	Allocation	% Of total Allocation
01	Water Supply	4.752608	96%

Current Mode of Solid Waste Management

S #	Name of UC	Quantity of Solid SW Produced annually	Nature of Solid Waste (%)		Nature of Solid Waste (%)		% Dumped	% Burned
			org	Inorg	Haz	Reg		
01	Shadi Palli Town	0.002(MGD)	Nil	Nil	Nil	100%	100%	Nil
02	Hondo Arisar	0.220(MGD)	Nil	Nil	Nil	100%	100%	Nil
03	Ghulam Nabi Shah	0.060(MGD)	Nil	Nil	Nil	100%	100%	Nil
04	Kamal Din Arisar	0.016(MGD)	Nil	Nil	Nil	100%	100%	Nil

Financial Allocation and Selection of SDSSP Schemes:

As for as the financial allocations for the schemes of both water supply and sanitation/drainage sectors there is no any scheme of either sector have been allocated funds exceeding the limit of 5.7 Million as restricted by the clause 4(d) of MoU signed between the TMA Pithoro and Government of Sindh for accessing the conditional grant of Sindh Devolved Social Services Program.

TMA Pithoro mainly concentrated on providing the better water supply facilities from SDSSP funds in the rural areas which will be beneficial for the urban population and simultaneously rural and poorest area of the TMA Pithoro.

Rationalization of Facilities:

As per clause 4(e) of MoU signed between District Government Umerkot and Government of Sindh, at first instance district Government is bound to utilize the funds on the operationalization or rehabilitation of existing facilities.

In this regard TMA Pithoro has adopted a mixed approach and mostly utilized the 50% on construction and rehabilitation of the schemes and remaining 50% for new schemes. Its fact that the majority of schemes particularly in water supply and drainage sector are not functional in TMA Pithoro due to the lacking of funds and not proper maintenance from VDAs. At present mostly the schemes are in a bad condition so they have need of rehabilitation / maintenance and other required work so there is required a huge funding for the fictionalization of the schemes.

Planning, Budgeting and Approval Process.

For accessing the conditional grant of SDSSP, TMA is bound to sign the MoU with Sindh Government and then to prepare the Annual Sector Plan.

On completion of these two formalities TMAs are released funds by the Finance Department to carry out development activities accordingly. While utilizing SDSSP

conditional grants Districts Governments are also required to follow the existing government rules and procedures before utilizing of SDSSP funds. Detail of the compliance of this condition by the TMA Pithoro is discussed details in the date sheet (Table) related to SDSSP in TMA along with essential Annexures.

The collected data from above mentioned documents and sheets show a very positive response of TMA Pithoro in the following the prescribed government procedures as all the codal and official formalities have been completed for the utilization of SDSSP funds in the TMA.

Questionnaire for Structure Interview

Name: Mr. Dilawer Mangrio

Designation: Taluka Municipal Officer, TMA Pithoro

Q.1. How do you experience the SDSSP?(Sharing experience about SDSSP)

I would like to say that SDSSP is a good program particularly direct funding to TMAs in specific sectors (water supply, Sanitation and Drainage) as well as this program has built the capacity of TMA staff in preparing the Annual Sector Plans.

Q.2. How do you find the Drawing and Disbursement Process of SDSSP?

Drawing and Disbursement Process is very simple and easy accessible. Its good thing that funds directly transferred to Local Fund Account, which makes it easier for TMA to utilize the funds when required as per Annual Sector Plan.

Q.3. Does Drawing and Disbursement methodology needs to be changed?

Its fine methodology so there is no need for the changing.

Q.4. Were the funds released timely and complete according to PFC grant share?

Yes, the funds are released on time as per PFC grant share, in first instance received the 50% funds so there is need to be released the funds in one go

Q.5. What were the capacity constraints of TMA, while preparing Annual Sector Plan?

It was a totally new idea for TMA officials to prepare the Annual Sector Plan for accessing the SDSSP funds so they felt little bit difficult due to lack of knowledge and need based / essential training.

Q.6. How do you think that the involvement of elected representatives in planning process is positive change for development?

It is a good and positive change the involvement of elected representatives in planning process. They are public representatives and they have a more closed connect with common people and to know their issues in the better way and present for the solution timely.

Q.7. How do you analyze the conditional grant methodology of SDSSP with other Projects i.e. DERA, KPP and DEEP etc?

SDSSP is quite different from above mentioned programs in terms of conditional grant methodology, as other programs do not follow the methods adopted by SDSSP like signing of MoU and preparation of Annual Sector Plan. Another positive thing the impact of SDSSP is more tangible and significant on the lives of common man as compared to other programs.

Q.8. Have you experienced any problem or issue of Re-appropriation and carry-over the funds?

No, not present.

Q.9. What is the district 's M & E mechanism for SDSSP Schemes?

The Monitoring Committees and LSU of SDSSP conduct periodic visits of the schemes along with the concerned officials to know exact status of work progress and suggested if required to bring the positive change by the concerned official.

Q.10. Did you experience any issue related to ensuring participatory planning while preparation of ASP 2004-5 & 2005-6 and smooth implementation of the schemes.

Not faced any problem at all, because the community was fully involved in the planning process as all the concerned UCs Nazim have consulted and taken into the confidence and Annual Sector Plan of SDSSP schemes has been approved by the council where is the representation of people from every part of Taluka.

Q.11. What was the process adopted for sectoral bifurcation of SDSSP conditional grant particularly in Water Supply and Drainage sectors.

Keeping views over the basic need of the people 96% allocated to the Water Supply sector while 4% to the drainage and sanitation sector. The requirements were came out from grass root level and then discussed in the every meeting held for the planning of SDSSP schemes and discussed in District council as well.

Name: Mr. Hakin Chand

Designation: TO (I & S) TMA Pithoro

Q.1. How do you experience the SDSSP?(Sharing experience about SDSSP)

I would like to say that SDSSP is a good program particularly direct funding to TMAs in specific sectors (water supply, Sanitation and Drainage) as well as this program has built the capacity of TMA staff in preparing the Annual Sector Plans.

Q.2. How do you find the Drawing and Disbursement Process of SDSSP?

Drawing and Disbursement Process is very simple and easy accessible. Its good thing that funds directly transferred to Local Fund Account, which makes it easier for TMA to utilize the funds when required as per Annual Sector Plan.

Q.3. Does Drawing and Disbursement methodology needs to be changed?

Its fine methodology so there is no need for the changing.

Q.4. Were the funds released timely and complete according to PFC grant share?

Yes, the funds are released on time as per PFC grant share, in first instance received the 50% funds so there is need to be released the funds in one go

Q.5. What were the capacity constraints of TMA, while preparing Annual Sector Plan?

It was a totally new idea for TMA officials to prepare the Annual Sector Plan for accessing the SDSSP funds so they felt little bit difficult due to lack of knowledge and need based / essential training.

Q.6. How do you think that the involvement of elected representatives in planning process is positive change for development?

It is a good and positive change the involvement of elected representatives in planning process. They are public representatives and they have a more

close connect with common people and to know their issues in the better way and present for the solution timely.

Q.7. How do you analyze the conditional grant methodology of SDSSP with other Projects i.e. DERA, KPP and DEEP etc?

SDSSP is quite different from above mentioned programs in terms of conditional grant methodology, as other programs do not follow the methods adopted by SDSSP like signing of MoU and preparation of Annual Sector Plan. Another positive thing the impact of SDSSP is more tangible and significant on the lives of common man as compared to other programs.

Q.8. Have you experienced any problem or issue of Re-appropriation and carry-over the funds?

No, not present.

Q.9. What is the district 's M & E mechanism for SDSSP Schemes?

The Monitoring Committees and LSU of SDSSP conduct periodic visits of the schemes along with the concerned officials to know exact status of work progress and suggested if required to bring the positive change by the concerned official.

Q.10. Did you experience any issue related to ensuring participatory planning while preparation of ASP 2004-5 & 2005-6 and smooth implementation of the schemes.

Not faced any problem at all, because the community was fully involved in the planning process as all the concerned UCs Nazim have consulted and taken into the confidence and Annual Sector Plan of SDSSP schemes has been approved by the council where is the representation of people from every part of Taluka.

Q.11. What was the process adopted for sectoral bifurcation of SDSSP conditional grant particularly in Water Supply and Drainage sectors.

Keeping views over the basic need of the people 96% allocated to the Water Supply sector while 4% to the drainage and sanitation sector. The requirements were came out from grass root level and then discussed in the every meeting held for the planning of SDSSP schemes and discussed in District council as well.

Conclusion:

After reviewing the necessary documents, contents of the report and questionnaire for structured interview of different TMA officials I have bifurcated/divided my conclusion in three segments.

First segment is based on the compliance of the District Government with the eligibility criteria given in the shape of checklist and the other segment is based on the comments of persons interviewed and the final segment is based on the overall assessment of SDSSP in District Umerkot

Segment-1

Checklist

Compliance of the TMA Pithoro with MoU Eligibility Criteria

S #	Status	Remarks
01	TMA have prepared the Annual Sector Plan to access the conditional grant	Yes / No
02	Funds have been utilized ONLY in Water Supply & Sanitation sectors	Yes / No
03	TMA have not invest more than 5.7 million in one scheme /project / activity	Yes / No
04	TMA will use the conditional grants, in the first instance, for rationalization /operationalization/ rehabilitation of existing services / schemes/projects and staff	Yes / No
05	TMA can invest in new services/schemes/projects only if there is clear commitment for allocating Maintenance & Repairs funds in subsequent financial year as well as for funding the staff hired during program period. These recruitments would however be need/facility based with preference to the female candidates.	Yes / No
06	TMA have not used conditional grants on luxury items	Yes / No
07	TMA using these funds for pro-poor, gender balancing projects, investments and schemes.	Yes / No
08	TMA have followed all the planning, budgeting and approval process	Yes / No

Segment-2

After assessment of questionnaires for structured interview of different officials of the TMA including the Drawing and Disbursing Officer, we can conclude that overall process of SDSSP in their view is quite simple and as per normal government procedures apart from few peculiarities as compared to the other programs such as the

signing of MoU, preparation of Annual Sector Plan and more involvement of satisfaction on process of drawing and disbursing coupled with easy access of funds for TMA they are placed in the Local Fund Account. Apart from this all the officials and elected representatives have termed this program very supportive for the overall development of TMA Pithoro.

Segment –3

The overall assessment of LSU regarding SDSSP activities in TMA Pithoro is satisfactory. It is mentioned that TMA 's working in the cases of following the contents of MoU and of necessary official / government procedures (Copies of the PC-1 and Technical Sanctions are attached with this report). However, certain delays were observed in the preparation of ASP and execution of schemes on ground due to capacity constraints faced by the TMA due to non-availability of properly trained staff.

Apart from this the overall level of cooperation of TMA Pithoro with the Local Support Unit of SDSSP is excellent and LSU also given the importance when required during the execution and monitoring of SDSSP development schemes.

Taluka Municipal Administration Kunri

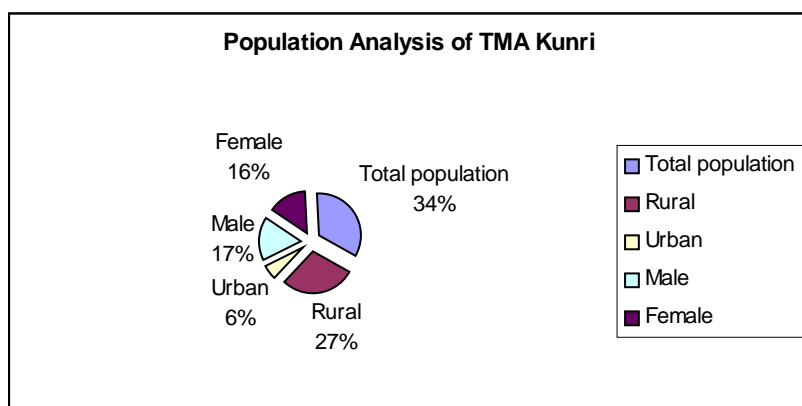
Kunri is an important town and Taluka headquarter. It is about 55 miles in South East from Mirpurkhas and 36 km from main city of Umerkot. It connected to Mirpurkhas and Umerkot by Road. The agriculture land is fertile and produces cotton, wheat, sugar cane, Chilies, vegetables and other crops. Education rate of TMA Kunri is better as compare to others. There are 265 boys and 80 girls primary schools are located in TMA Kunri. The different health facilities are also available in TMA Kunri which providing services at rural masses. TMA Kunri comprises of seven Union councils.

Population of Taluka Kunri Union Council wise is as under:

S #	Name of Taluka and Union Council	Population
	Taluka Kunri	158215
1.	UC- Kunri	22598
2.	UC- Kunri Memon	21652
3.	UC-Bustan	25145

4.	UC-Sher Khan Chandio	22044
5.	UC-Chajro	21769
6.	UC-Nabisar	21777
7.	UC-Talhi	23230
GRAND TOTAL:		158215

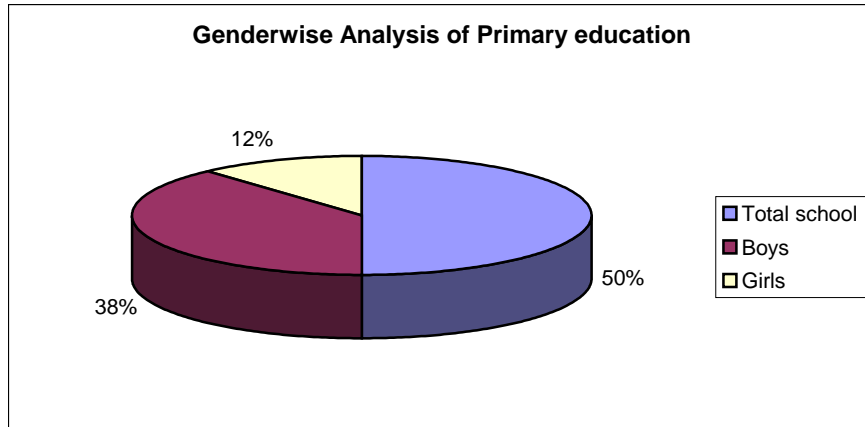
Graphical Analysis of the Populaton of TMA Kunri



Literacy Rate of TMA Kunri:

The primary education of the TMA Kunri is on 2nd number in the District. There are 265 Boys and 80 girls primary schools in TMA Kunri. The Primary Literacy rate of TMA Kunri can be analyzed through the following graph.

Gender wise Analysis of Primary Education:



Key Dates Relating to SDSSP Program in TMA Kunri:

Table-1

S #	Document	Date of Signature/Approval/ Releases	Remarks
1	MoU	2/4/2005	
2	Council Resolution (Approval of ASP)		
3	Release order of Funds from (FD)		
4	NIT of Gallop Tender Notice regarding SDSSP Scheme		
5	Tender Notice of SDSSP Schemes		
6	Issuance of work orders for SDSSP Schemes		

Existing Water Supply Arrangements of TMA Kunri

Rural Water Supply Schemes Kunri Phase-1 is based on Canal Water. This scheme was completed in 1974-5 and started operational work 1975. This scheme was designed to Supply 250000 Gallons filtered water at the rate of 15 gallons per head per day to the population of 13000 persons. Due to increase in population of Town Water Supply Scheme Kunri (Extension) was approved by the Government of Sindh Vide No. SO VIII.P.H.E-3 (35)/81 dated 6.2.1882 amounting of Rs. 2.386 Million. The Scheme was designed for the population of 18300 persons up to the year 1991 to supply 460000 Gallons per day of filtered water at the rate of 20 Gallons per head per day and the scheme was completed and put in operation and at present it is maintained by TMA Kunri.

Existing Drainage Arrangements of TMA Kunri:

The Rural Drainage Scheme Kunri was approved by Government of Sindh in 1980 amounting of Rs.2.700 Million and it was completed in 1984. The Scheme was designed to disposal off 0228MGD of sullage Water for the projected population of 14300 persons up to the year 1991. The Scheme was put in operation and is being maintained by TMA Kunri.

Proposed Arrangement of Water Supply Scheme of TMA Kunri:

It is proposed that to supply the 1112000 Gallons of settled water to the designed population of 35400 persons up to the year 2014 at the rate of 30 Gallons per head per day. The additional of raw water will be drawn from Kunri distributory perennial through Pacca Feeding Channel by gravity and will be collected in storage/settling Tanks. After settled, water will be supplied according to distribution system. In the existing water supply scheme the raw water was designed to take off from Nabisar wah by gravity R.C.C.ASTM Pipe which is about 3200 Rft up to water works but due to recent shortage of Canal Water the bed of the designed of Nabisar Wah was carried out down which as such now the tanks can not be filled by gravity so the temporary arrangement has been made by TMA Kunri and temporary electric connection has also been provided by WAPDA and intake work of existing system WATER Supply Scheme is designed on pumping TMA Kunri was already constructed Pump House at Existing source of Nabisar Wah.

Taluka Council Monitoring Committee.

There are 7 Taluka Council Monitoring Committees. Each committee is consists of five members with 20% female participation/membership. The committees will play the catalyst to monitor the development activities of the TMA as well as monitor the SDSSP activities also with new suggestions and ideas which needed to bring any positive change demanded by the public as important. The detail of the committees as following.

- ✓ Ethic Committee

- ✓ Insaf Committee
- ✓ Accounts & Finance/Budget Committee
- ✓ Development & Infrastructure Committee
- ✓ Regulation Committee
- ✓ Education Committee
- ✓ Health Committee

Important Officials of TMA Kunri

S #	Name	Designation	Qualification	Date of Joining	Contact #
1	Mr. Mohd Jam Memon	Taluka Nazim Kunri			0238-558242/558277
2	Mr. Ahmed Khan Laghari	TMO	B.A	04-09-2003	0238-558242/558277
3	Mr. Ghulam Qadir Memon	T.O (I.S)	B.E(Civil)	18.02.2006	0238-558242/558277
4	Mr. Mohd Saleem Arain	T.O(Finance)	B.Com	23.09.2001	0238-558242/558277
5	Mr. Asif Sardar	T.O(Regulation)	B.Com	01.07.2005	0238-558242/558277

Overall Scenario of Water Supply, Sanitation and Solid Waste Management Sectors in TMA Kunri.

S #	Name of source	Quantity drawn daily	Quality
01	Urban Water Supply Scheme Kunri Phases-I	0.460 MGD	Canal Water
02	Urban Water Supply Scheme Kunri Phases-II	0.652 MGD	Canal Water

Water Storage Capacity:

S#	Name of facility and nature	Date of Completion	Capacity	Current daily demand of water for the Taluka/Town
01	Urban Water Supply Scheme Kunri	1975	0.460 MGD	1.112 MGD
02	Urban Water Supply Scheme Nabisar Road	1982	0.060 MGD	0.178 MGD

Facility wise number of WS connections with total number of connections in Taluka.

S#	Name of facility	Water source	Daily quantity drawn from the primary source	Number of water supply connections provided from the facility
01	Water Supply Kunri	Canal Source		2700

02	Water Supply Nabisar	Canal Source		
----	----------------------	--------------	--	--

Sewerage and Drainage Sector

Scheme wise number of sewerage connections with total number of connections in Taluka.

S #	Name of Scheme	Location U/C	Name of UCs served	Final disposal site	Daily quantity of discharge (Gallons)	No: of connections
01	Drainage Scheme Kunri	Kunri Town	Kunri Town	Agriculture Field	0.460 MSD	2700

UC- wise current requirement of sewerage/drainage system and projected demand in 2015.

S #	Name of UC	Daily quantity of discharge	No: of houses total	No: of houses un-served	Present population	% Of population covered	Projected population in 2015
01	Kunri Town	0.460 MGD	3500	800	29828	77%	44147

SDSSP Schemes for the FY 2004-5 and 2005-6

S #	Name of Scheme	Scheme Allocation	Nature of work	Approved amount	Duration of completion
01	Water Supply	4.752608 Million	Water Supply	4.752608 Million	One year
02	Water Supply	Rs. 41,49,934	Water Supply	Rs. 41,49,934	One year

Sector wise Allocation of SDSSP Funds in TMA Kunri

		Total Allocation	100%
S #	Sub-Sector	Allocation	% Of total Allocation
01	Water Supply	4.752608	96%

Current Mode of Solid Waste Management

S #	Name of UC	Quantity of Solid SW Produced annually	Nature of Solid Waste (%)		Nature of Solid Waste (%)		% Dumped	% Burned
			org	Inorg	Haz	Reg		
01	Kunri	3000 Tons	Nil	Nil	Nil	100%	100%	Nil

Financial Allocation and Selection of SDSSP Schemes:

As for as the financial allocations for the schemes of both water supply and sanitation/drainage sectors there is no any scheme of either sector have been allocated funds exceeding the limit of 5.7 Million as restricted by the clause 4(d) of MoU signed between the TMA Kunri and Government of Sindh for accessing the conditional grant of Sindh Devolved Social Services Program.

TMA Kunri mainly concentrated on providing the better water supply facilities from SDSSP funds in the rural areas which will be beneficial for the urban population and simultaneously rural and poorest area of the TMA Kunri.

Rationalization of Facilities:

As per clause 4(e) of MoU signed between District Government Umerkot and Government of Sindh, at first instance district Government is bound to utilize the funds on the operationalization or rehabilitation of existing facilities.

In this regard TMA Kunri has adopted a mixed approach so the 50% budget have been utilized on the rehabilitation of the schemes and remaining 50% for new schemes. Its fact that the majority of schemes particularly in water supply and drainage sector are not functional in TMA Kunri due to the not proper attention from any side because the schemes were handed over to the VDAs after the establishment of 4 years but due to weak capacity of VDAs they did not paid the heed for the maintenance (as they had signed on the MoU during the establishment of VDAs). At present mostly the schemes are in bad condition so they have need of rehabilitation / maintenance and other required work so there is required a huge funding for the fictionalization of the schemes.

Planning, Budgeting and Approval Process.

For accessing the conditional grant of SDSSP, TMA is bound to sign the MoU with Sindh Government and then to prepare the Annual Sector Plan.

On completion of these two formalities TMAs are released funds by the Finance Department to carry out development activities accordingly. While utilizing SDSSP conditional grants Districts Governments are also required to follow the existing government rules and procedures before utilizing of SDSSP funds. Detail of the compliance of this condition by the Kunri is discussed details in the date sheet (Table) related to SDSSP in TMA along with essential Annexures.

The collected data from above mentioned documents and sheets show a very positive response of TMA Kunri in the following the prescribed government procedures as all the codal and official formalities have been completed for the utilization of SDSSP funds in the TMA.

Questionnaire for Structure Interview

Name: Mr. Ahmed Khan Laghari

Designation: Taluka Municipal Officer, TMA Kunri

Q.1. How do you experience the SDSSP?(Sharing experience about SDSSP)

I would like to say that SDSSP is a good program particularly direct funding to TMAs in specific sectors (water supply, Sanitation and Drainage) as well as this program has built the capacity of TMA staff in preparing the Annual Sector Plans.

Q.2. How do you find the Drawing and Disbursement Process of SDSSP?

Drawing and Disbursement Process is very simple and easy accessible. Its good thing that funds directly transferred to Local Fund Account, which makes it easier for TMA to utilize the funds when required as per Annual Sector Plan.

Q.3. Does Drawing and Disbursement methodology needs to be changed?

Its fine methodology so there is no need for the changing.

Q.4. Were the funds released timely and complete according to PFC grant share?

Yes, the funds are released on time as per PFC grant share, in first instance received the 50% funds so there is need to be released the funds in one go

Q.5. What were the capacity constraints of TMA, while preparing Annual Sector Plan?

It was a totally new idea for TMA officials to prepare the Annual Sector Plan for accessing the SDSSP funds so they felt little bit difficult due to lack of knowledge and need based / essential training.

Q.6. How do you think that the involvement of elected representatives in planning process is positive change for development?

It is a good and positive change the involvement of elected representatives in planning process. They are public representatives and they have a more closed connect with common people and to know their issues in the better way and present for the solution timely.

Q.7. How do you analyze the conditional grant methodology of SDSSP with other Projects i.e. DERA, KPP and DEEP etc?

SDSSP is quite different from above mentioned programs in terms of conditional grant methodology, as other programs do not follow the methods adopted by SDSSP like signing of MoU and preparation of Annual Sector Plan. Another positive thing the impact of SDSSP is more tangible and significant on the lives of common man as compared to other programs.

Q.8. Have you experienced any problem or issue of Re-appropriation and carry-over the funds?

No, not present.

Q.9. What is the district 's M & E mechanism for SDSSP Schemes?

The Monitoring Committees and LSU of SDSSP conduct periodic visits of the schemes along with the concerned officials to know exact status of work progress and suggested if required to bring the positive change by the concerned official.

Q.10. Did you experience any issue related to ensuring participatory planning while preparation of ASP 2004-5 & 2005-6 and smooth implementation of the schemes.

Not faced any problem at all, because the community was fully involved in the planning process as all the concerned UCs Nazim have consulted and taken into the confidence and Annual Sector Plan of SDSSP schemes has been approved by the council where is the representation of people from every part of Taluka.

Q.11. What was the process adopted for sectoral bifurcation of SDSSP conditional grant particularly in Water Supply and Drainage sectors.

Keeping views over the basic need of the people 96% allocated to the Water Supply sector while 4% to the drainage and sanitation sector. The requirements were came out from grass root level and then discussed in the every meeting held for the planning of SDSSP schemes and discussed in District council as well.

Name: Mr. Ghulam Qadir Memon

Designation: TO (I & S) TMA Kunri

Q.1. How do you experience the SDSSP?(Sharing experience about SDSSP)

I would like to say that SDSSP is a good program particularly direct funding to TMAs in specific sectors (water supply, Sanitation and Drainage) as well as this program has built the capacity of TMA staff in preparing the Annual Sector Plans.

Q.2. How do you find the Drawing and Disbursement Process of SDSSP?

Drawing and Disbursement Process is very simple and easy accessible. Its good thing that funds directly transferred to Local Fund Account, which makes it easier for TMA to utilize the funds when required as per Annual Sector Plan.

Q.3. Does Drawing and Disbursement methodology needs to be changed?

Its fine methodology so there is no need for the changing.

Q.4. Were the funds released timely and complete according to PFC grant share?

Yes, the funds are released on time as per PFC grant share, in first instance received the 50% funds so there is need to be released the funds in one go

Q.5. What were the capacity constraints of TMA, while preparing Annual Sector Plan?

It was a totally new idea for TMA officials to prepare the Annual Sector Plan for accessing the SDSSP funds so they felt little bit difficult due to lack of knowledge and need based / essential training.

Q.6. How do you think that the involvement of elected representatives in planning process is positive change for development?

It is a good and positive change the involvement of elected representatives in planning process. They are public representatives and they have a more close connect with common people and to know their issues in the better way and present for the solution timely.

Q.7. How do you analyze the conditional grant methodology of SDSSP with other Projects i.e. DERA, KPP and DEEP etc?

SDSSP is quite different from above mentioned programs in terms of conditional grant methodology, as other programs do not follow the methods adopted by SDSSP like signing of MoU and preparation of Annual Sector Plan. Another positive thing the impact of SDSSP is more tangible and significant on the lives of common man as compared to other programs.

Q.8. Have you experienced any problem or issue of Re-appropriation and carry-over the funds?

No, not present.

Q.9. What is the district 's M & E mechanism for SDSSP Schemes?

The Monitoring Committees and LSU of SDSSP conduct periodic visits of the schemes along with the concerned officials to know exact status of work progress and suggested if required to bring the positive change by the concerned official.

Q.10. Did you experience any issue related to ensuring participatory planning while preparation of ASP 2004-5 & 2005-6 and smooth implementation of the schemes.

Not faced any problem at all, because the community was fully involved in the planning process as all the concerned UCs Nazim have consulted and taken into the confidence and Annual Sector Plan of SDSSP schemes has been approved by the council where is the representation of people from every part of Taluka.

Q.11. What was the process adopted for sectoral bifurcation of SDSSP conditional grant particularly in Water Supply and Drainage sectors.

Keeping views over the basic need of the people 96% allocated to the Water Supply sector while 4% to the drainage and sanitation sector. The requirements were came out from grass root level and then discussed in the every meeting held for the planning of SDSSP schemes and discussed in District council as well.

Conclusion:

After reviewing the necessary documents, contents of the report and questionnaire for structured interview of different TMA officials I have bifurcated/divided my conclusion in three segments.

First segment is based on the compliance of the District Government with the eligibility criteria given in the shape of checklist and the other segment is based on the comments

of persons interviewed and the final segment is based on the overall assessment of SDSSP in District Umerkot

Segment-1

Checklist

Compliance of the TMA Kunri with MoU Eligibility Criteria

S #	Status	Remarks
01	TMA have prepared the Annual Sector Plan to access the conditional grant	Yes / No
02	Funds have been utilized ONLY in Water Supply & Sanitation sectors	Yes / No
03	TMA have not invest more than 5.7 million in one scheme /project / activity	Yes / No
04	TMA will use the conditional grants, in the first instance, for rationalization /operationalization/ rehabilitation of existing services / schemes/projects and staff	Yes / No
05	TMA can invest in new services/schemes/projects only if there is clear commitment for allocating Maintenance & Repairs funds in subsequent financial year as well as for funding the staff hired during program period. These recruitments would however be need/facility based with preference to the female candidates.	Yes / No
06	TMA have not used conditional grants on luxury items	Yes / No
07	TMA using these funds for pro-poor, gender balancing projects, investments and schemes.	Yes / No
08	TMA have followed all the planning, budgeting and approval process	Yes / No

Segment-2

After assessment of questionnaires for structured interview of different officials of the TMA including the Drawing and Disbursing Officer, we can conclude that overall process of SDSSP in their view is quite simple and as per normal government procedures apart from few peculiarities as compared to the other programs such as the signing of MoU, preparation of Annual Sector Plan and more involvement of satisfaction on process of drawing and disbursing coupled with easy access of funds for TMA they are placed in the Local Fund Account. Apart from this all the officials and elected representatives have termed this program very supportive for the overall development of TMA Kunri.

Segment –3

The overall assessment of LSU regarding SDSSP activities in TMA Kunri is satisfactory. It is mentioned that TMA 's working in the cases of following the contents of MoU and of necessary official / government procedures (Copies of the PC-1 and Technical Sanctions are attached with this report). However, certain delays were observed in the preparation of ASP and execution of schemes on ground due to capacity constraints faced by the TMA due to non-availability of properly trained staff.

Apart from this the overall level of cooperation of TMA Kunri with the Local Support Unit of SDSSP is excellent and LSU also given the importance when required during the execution and monitoring of SDSSP development schemes.